



Glenda Hampton
Board President

Ms. Alice Weathers
Chief Executive Officer

ANNUAL REPORT
2017-2018

HEAD START MISSION STATEMENT

Our mission is to provide opportunities for children, families, and staff to realize their goals in safe, nurturing, enriching environments, in partnership with the community.

*Respect for Diversity

*Dedication to Excellence


Chief Executive Officer

Ms. Alice Weathers



Board of Directors

Glenda Hampton, President Sabrina Stewart-Thomas, Vice President
Sherolyn Brooks-Jordan
Mary Hart
Stephen LaPlante
Sylvia Tapp
Jermekca Outlaw
David Whitten
Tony Kirkland
Mayor Hugh Wirth
Stephen Melcher
Gary Roan
James Wilkerson
Wallace Corbitt
Vanessa Brown
Reese Hamilton
Harold Jackson



CAPE Head Start Services

HEAD START

CAPE Head Start provides an early education and comprehensive support program for low-income families with children ages 3—5. Services include health, nutritional, dental and visual screening; mental health, assessment and support services for children with disabilities; and, inclusive help for families seeking supportive assistance. Parent participation in their child's education is strongly encouraged and nurtured.

EARLY HEAD START

Early Head Start provides educational and support services to families with children from birth—3 years. Risk factors that may be barriers to optimal child and family development are identified early so that services can be tailored to meet the family's needs.

ENTERPRISE ZONE CHILD DEVELOPMENT CENTER, CAPE PLACE 100 SIDE, Ivy Tech, and Princeton Ford street

Enterprise Zone, Cape Place, Ivy Tech and Princeton Ford street provides expansive Head Start services for working families that need full time childcare.

FAMILY ENGAGEMENT CENTER

The CAPE Family Engagement Center assists Head Start families and the community with computer and tutorial services to improve reading/math skills, prepare for a HSE exam, develop a resume, and further their education.



KEY HEAD START STAFF

Alice Weathers
Chief Executive Officer

Mary Goedde
Director of Children's Services

Marcia Haywood
Director of Family Services

Bridget Cox
County Operations Manager Posey County
Head Start


Sandra Thompson
Chief Financial Officer

Jenny Patterson
Director of Education

Tamera Jones
Director of Nutrition and Health Services

Deanna Dodds
County Operations Manager Gibson County Head Start





SERVICE AREA

CAPE Head Start serves three counties (Gibson, Posey and Vanderburgh) in Southern Indiana.

GIBSON COUNTY
113 W. Broadway Street
Princeton IN 47670
(812) 386-6576

VANDERBURGH COUNTY
401 SE 6th Street, Suite 001
Evansville IN 47713
(812) 425-4241

POSEY COUNTY
1113 Main Street
Mt. Vernon IN 47620
(812) 838-4839





GIBSON COUNTY AT A GLANCE

- Population of 33,576
- 95.1% white; 2.2% African-American
- 36% of households headed by single parents
- 6.2% of population < 5 years old
- Per capita incomes are below state averages, median household income slightly higher than state average \$25,990
- 90.1% of adults over 25 hold a high school diploma
- 10.8% persons <100% Poverty
- Largest county in square miles -68.7 population per square mile

POSEY COUNTY AT A GLANCE

- Population of 25,595
- 96.9% white; 1.0% African-American
- 28% of households headed by single parents
- 5.8% of population < 5 years old
- Per capita and mean household incomes are higher than state averages \$30,396
- 94.3% of adults over 25 hold a high school diploma
- 8.7% persons <100% Poverty

VANDERBURGH COUNTY AT A GLANCE

- Population of 181,616
- 85.9% white; 9.6% African-American
- 10% of households headed by single parents
- 5.9% of population < 5 years old
- Per capita income and mean household incomes are lower than state averages \$25,666
- 89.8% of adults over 25 hold a high school diploma
- 17.4% persons <100% Poverty

*data from 2016 census report

CAPE HEAD START CHILDREN AND FAMILIES SERVED

CAPE Head Start and Early Head Start are funded to provide services to 660 children and families. The funding is provided for 116 Early Head Start children and families and 544 Head Start children and families. The following chart will show the total number of families served by county and program for the 2017-18 program year.



EHS Children Served	HS Children Served
184	638

During the Program year 17-18, CAPE Head Start and Early Head Start served a total of 822 children. This figure includes children that enrolled and dropped from the program during the program year.

MONTHLY ENROLLMENT = 660 (17-18)

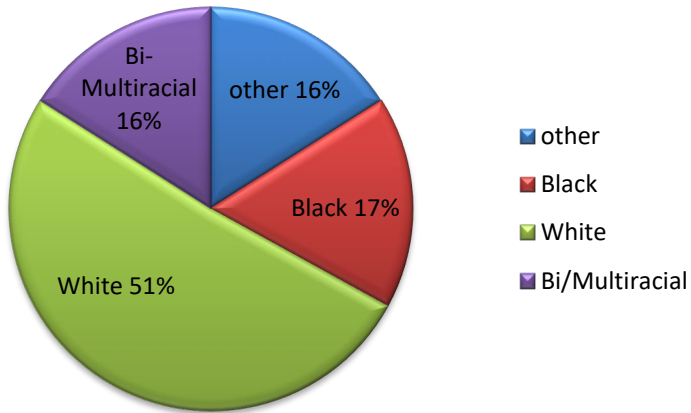
Month	Enrollment	Percentage of funded Enrollment
August	660	97%
September	660	97%
October	660	97 %
November	660	100 %
December	660	100 %
January	660	100 %
February	660	100 %
March	660	100%
April	660	96%
May	220	100%
June	220	100%
July	220	100%

ENROLLMENT BREAK DOWN

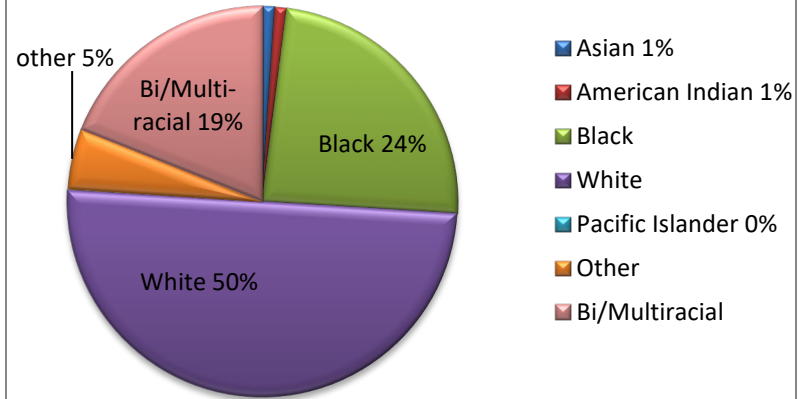
Ivy Tech opened at the beginning of November 2017.



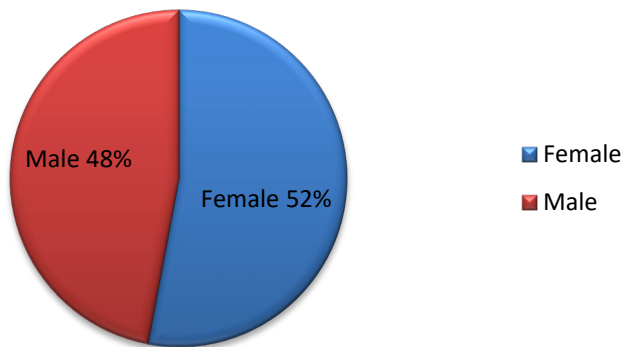
EHS Race Categories



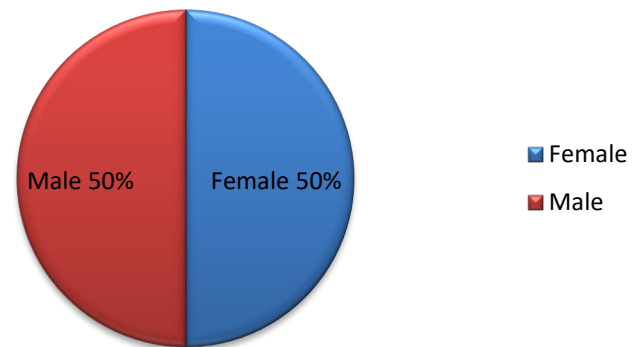
Head Start Race Categories



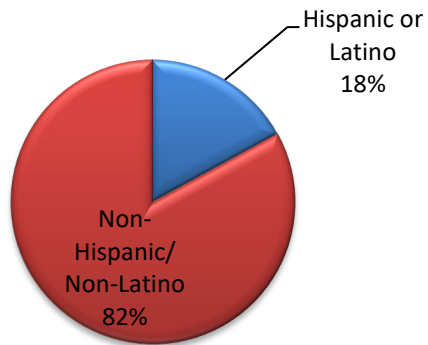
EHS Gender



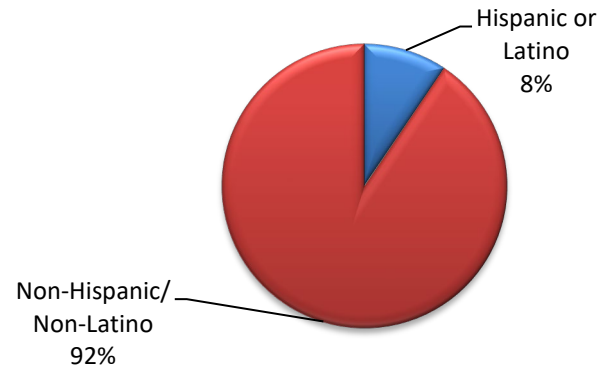
Head Start Gender



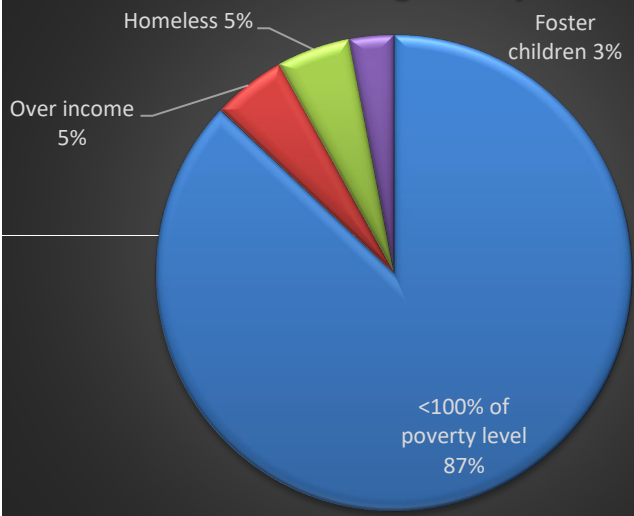
EHS Ethnicity



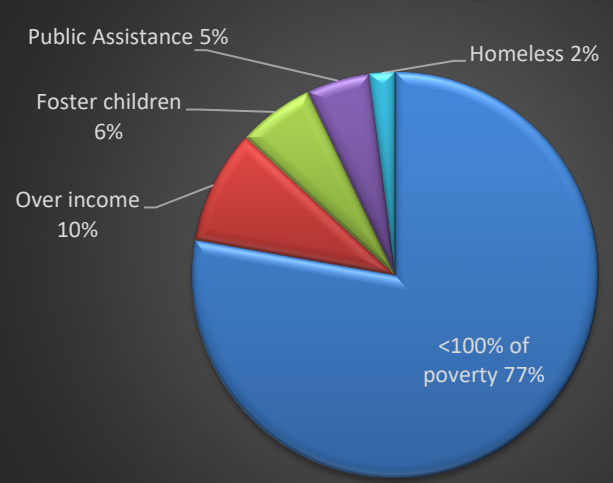
Head Start Ethnicity



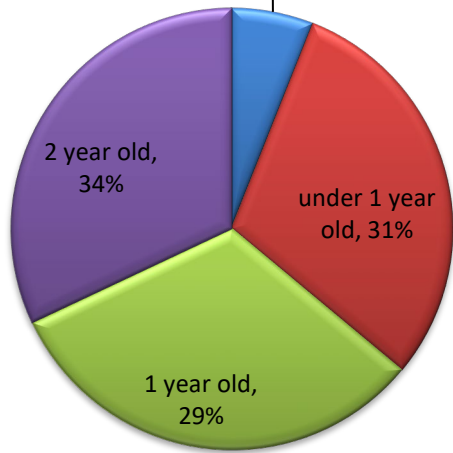
EHS Eligibility



Head Start Eligibility

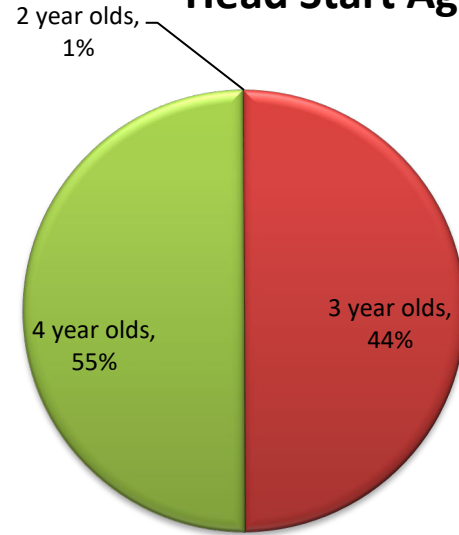


EHS Age



- pre-natal mother
- under 1 year old
- 1 year old
- 2 year old

Head Start Age



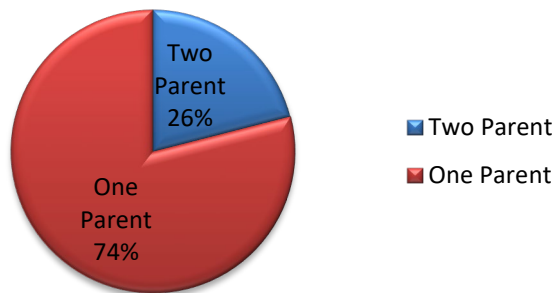
- 2 year olds
- 3 year olds
- 4 year olds
- 5 year olds



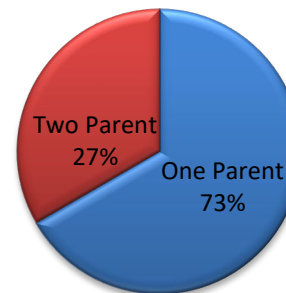


HEAD START AND EARLY HEAD START FAMILIES

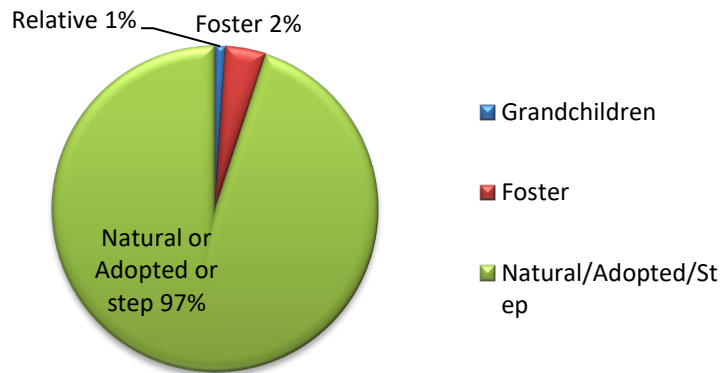
Early Head Start Families



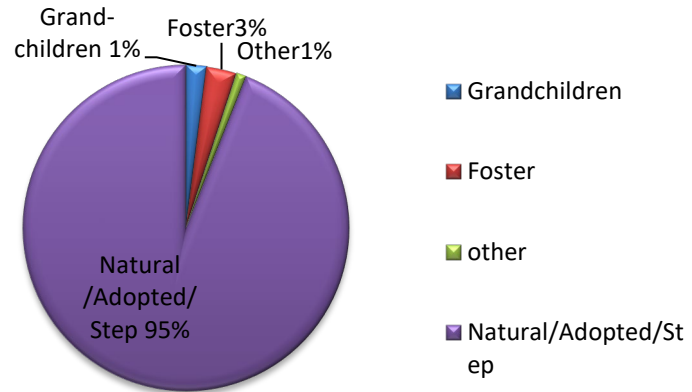
Head Start Families



EHS Relationship to Primary Adult



Head Start Relationship to Primary Adult



CAPE Head Start and Early Head Start receives funding from the department of Health and Human services through the Office of Head Start. The non-federal share is matched through community and family donations and volunteers.

EARLY HEAD START	T&TA	TOTAL
PERSONNEL	\$ -	\$826,791.92
SPACE COSTS	\$ -	\$79,746.59
COMMUNICATIONS	\$ -	\$11,526.06
SUPPLIES	\$ -	\$35,460.43
CONTRACTUAL SERVICES	\$ -	\$20,100.87
FOOD	\$ -	\$ -
TRAVEL	\$23,457.00	\$23,679.30
HEALTH SERVICES	\$ -	\$ -
EQUIPMENT	\$ -	\$ -
VEHICLE EXPENDITURES	\$ -	\$99.47
LIABILITY INSURANCE	\$ -	\$1,110.54
PARENT ACTIVITIES	\$ -	\$2,061.13
PRINTING/ADVERTISING	\$ -	\$128.69
IN KIND	\$ -	\$163,342.62
	\$23,457.00	\$1,164,047.62

HEAD START	T&TA	TOTAL
PERSONNEL	\$ -	\$3,550,701.01
SPACE COSTS	\$ -	\$399,056.27
COMMUNICATIONS	\$ -	\$47,656.09



SUPPLIES	\$ -	\$128,001.84
CONTRACTUAL SERVICES	\$ -	\$121,399.05
FOOD	\$ -	\$121,615.14
TRAVEL	\$47,082.00	\$53,029.66
HEALTH SERVICES	\$ -	\$150.00
EQUIPMENT	\$ -	\$ -
VEHICLE EXPENDITURES	\$ -	\$65,882.64
LIABILITY INSURANCE	\$ -	\$11,559.67
PARENT ACTIVITIES	\$ -	\$6,632.35
PRINTING/ADVERTISING	\$ -	\$1,919.28
IN KIND	\$ -	\$1,537,255.87
	\$47,082.00	\$6,044,858.87

USDA FOOD SERVICES (Not closed)	\$380,922.92 Program ends Sept. 30, 2018
--	---

FEDERAL PROGRAM REVIEW

The program was last reviewed in April 2018, with zero deficiencies.

FINANCIAL AUDIT




The Community Action Program of Evansville yearly has an agency-wide audit. The audit for Fiscal year 2018 was completed by Comer Nowling and Associates. There were no findings.



ACCOMPLISHMENTS






In addition to running a successful Head Start and Early Head Start program, CAPE Head Start has retained **100% N.A.E.Y.C.(National Association for the Education of Young Children) accreditation for all operating centers.**

Sun Safety and Home Safety Training
Neutrogena and
UCLA/ Johnson & Johnson Health
Care Institute



PROGRAM OPTIONS

CAPE Head Start offers a variety of program options to meet the different needs of the families in the communities we serve.

-  Extended day- 5.75 hours 5 days a week
-  Full Day/Full Year for families working and/or going to school
-  Center and Home-based Early Head Start
-  5.5 sessions Monday - Thursday
-  Gender specific classroom



FAMILY ENGAGEMENT

At CAPE Head Start and Early Head Start we believe that parents are the child's first and best teacher. We involve families in many aspects of the program to support this role. Parents are always welcome in the classroom by helping with activities or projects, attending field trips, planning classroom activities with the teachers, and sharing their culture through Family of the Week. Last year, a Family Engagement committee was established which composed of past and present parents. Parents along with staff and community members met over the course of 2017-18 school year to target developmental needs and to discuss ways to improve parent involvement in our Head Start program. Some other activities include:



- Monthly PTA
- Fatherhood Program
- Policy Council
- Health Advisory Board
- Education Advisory
- Classroom volunteers
- Parent committee



PREPARING CHILDREN FOR SCHOOL

CAPE Head Start provides Kindergarten Round-up and other important transition information to families in early spring. In collaboration with families, teaching staff complete transition information for the kindergarten teachers. Transitioning children visit the nearest Elementary school whenever possible.

Children Transitioning to Kindergarten: 285 of Head Start enrollment (638 children)



Special Program Option

Gender Specific Classroom

We have a special initiative in our Head Start Program, based on research; we have implemented a gender specific classroom with all males.

Family Engagement Center

The Family Engagement Center is an intergenerational family literacy program that draws on multiple academic traditions. We utilize the learner-centered approach which enables the students to identify their own strengths and grow in a more positive direction. We engage them in meta-cognition situations and allow them to adopt a transformative style of learning. We can vividly incorporate learning into their personal life, which helps to make their experiences meaningful, rich and rewarding. We understand that literacy extends beyond the acquisition of reading and writing skills; therefore, we employ various techniques to cater learning to the individual rather than focus on group think or the teacher-centered approach.

We offer these additional following services to help enrich individual lives:

- Math tutoring, one-to-one
- Monthly courtesy call to new students
- Reading tutors, one-to-one

Our shared experiences with students in 2017/2018 calculate to:

- 467 student visits receiving Learning Center services
- 15 new student sign-ups seeking a HSE
- 262 Head Start families seeking HSE (past and present)
- 5 ELL student visits receiving tutoring
- 81 Gifted student visits receiving tutoring
- 119 school aged child visits receiving tutoring



CURRICULUMS AND ASSESSMENTS USED

Creative Curriculum
 Picturing America
 Color me healthy
 I AM moving I AM learning
 Teaching Strategies Gold

Brigance
 Partners for a Healthy Baby
 DECA/DECA-IT
 Conscious Discipline

CHILDREN WITH DISABILITIES SERVED

CAPE Head Start served 104 children and Early Head Start served 12 children with disabilities in the classrooms. This number far exceeds the required 10% per program. Many children in the program had multiple disabilities.

HS Disabilities

EHS Disabilities

Speech Language	75		
Specific learning disability	1	Developmental Delay	6
Autism	1		
Developmental delay	27	Speech	6



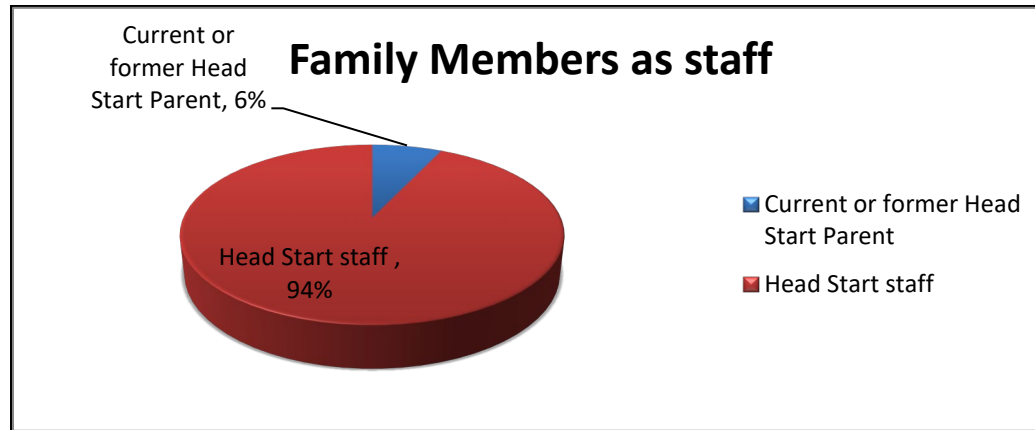
QUALITY STAFF

We strive to hire and promote quality staff. We also work hard to fund the continuing education for staff. We work in partnership with the Indiana Association for the Education of Young children through their TEACH program to ensure staff development.

	Lead Teachers	Teacher Assistants	Caregivers	Caregiver Floats	Home Visitors	Local Site Managers
Graduate	1	1	1	0	0	1
Bachelors'	42	1	5	0	2	5
Associates	27	2	2	0	4	1
CDA	0	8	5	3	1	
Staff without degrees or credentials	0	10	0	0	0	0
Enrolled in Associates	0	0	2	0	0	0
Enrolled in Bachelors'	3	0	1	0	0	0
Enrolled in Graduate	3	0	0	0	0	0



At CAPE Head Start and Early Head Start we strive to employ our parents and former parents. The following graph depicts the percentage of staff that are current and former Head Start family members.



Number of children up to date on EPSDT Requirements

Head Start	Early Head Start
583/638	97/184



Number of children who have completed a dental exam

Head Start	Early Head Start
557/638	174/177



PROGRAM IMPROVEMENT TOOLS

ECERS and ITERS are used once a year to build on strengths of classrooms and teaching teams, as well as improve areas of weakness.



CLASS is used by the education team to evaluate the quality of interactions in our program. CLASS is review and scored three times a year.



Monthly Classroom Observations are used for training, evaluations, coaching and overall classroom improvement.

Factors contributing to child outcome results

This year, we were able to complete the report on comparing our beginning of the year data with our end of year. Consistent with previous years, we were able to identify our children's areas of strength as Social Emotional Development, Cognitive, Physical- Fine Motor Skills, Literacy and Language. We also saw significant increases in Literacy from the previous year. The area of challenge is Mathematics. Children going to kindergarten came into the program with low Math scores and through training, CAPE saw the greatest increase in Math throughout the year. Because of this data, CAPE is training teachers on ways to bring Math into the classroom every day using S.T.E.M.

Strengths—CAPE has concentrated training in Math seeing dramatic increases for the 2016-17 school year on children's outcomes. Data also revealed that all children make gains in development while at Head Start.

Challenges— Math has surfaced as our program's biggest challenge as well as our greatest increase throughout the year. Math covers more abstract concepts that are difficult for preschool children to understand and master (e.g. understands and describes special relationships, compares and measures, interprets relationships.)

We will continue to work in these areas by providing training in pre-service, monthly in-service, and during staff meetings. New resource books will be purchased for the teacher resource rooms at



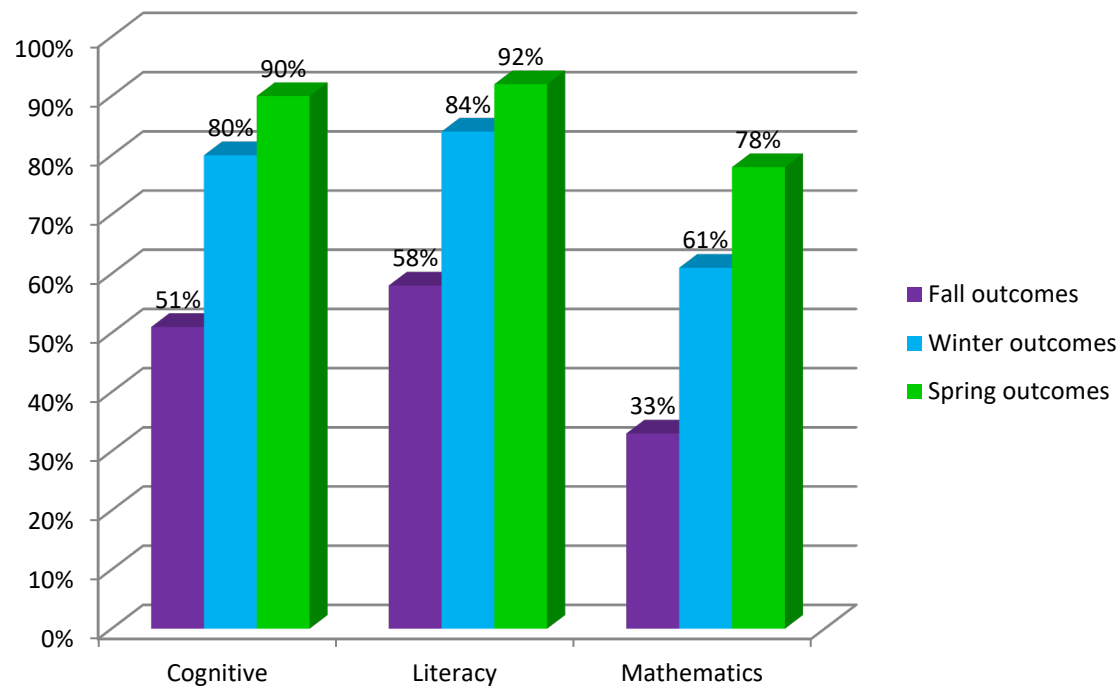
the centers. Math items will be purchased to enhance the children's curiosity and interest in these areas. S.T.E.M.(Science, Technology, Engineering, and Math) will be provided throughout the next year.

School Readiness Data

In conjunction with staff, parents, community and local kindergarten teachers CAPE Head Start developed a School Readiness plan. It includes specific skills that the group felt was necessary for children going to kindergarten. CAPE Head Start teachers assessed each child transitioning to kindergarten. This data drives the programs plans for the next school years including materials, staff training and development, and other program changes.



Children completing Pre-k going into Kindergarten 2017-18



Children completing Pre-k going into Kindergarten 2017-18

