



Head Start Early Head Start

Annual Report

2019-2020



HEAD START MISSION STATEMENT

Our mission is to provide opportunities for children, families, and staff to realize their goals in safe, nurturing, enriching environments, in partnership with the community.

*Respect for Diversity

*Dedication to Excellence

Board of Directors

Sherolyn Brooks-Jordan, President

Gary Roan – Vice President

Glenda Hampton

Stephen LaPlante

Sylvia Tapp - Secretary

Jermekca Outlaw

Sabrina Stewart-Thomas

Tony Kirkland

Nicholas Burns

Stephen Melcher

Reese Hamilton

Wallace Corbitt

Vanessa Brown

Mariama Wilson

Regina Jackson

Dana Baldwin

Elaine Burns


Glenda Wilbourn

Sherolyn Brooks-Jordan
Board President

Ms. Alice Weathers
Chief Executive Officer



CAPE Head Start Services



CAPE Head Start provides an early education and comprehensive support program for low-income families with children ages 3—5. Services include health, nutrition, mental health, dental and visual screenings, and developmental and language assessments. Cape also provides support services for children with disabilities and inclusive help for families seeking supportive assistance. Parent participation in their child’s education is strongly encouraged and nurtured.

EARLY HEAD START

Early Head Start provides educational and support services to families with children from birth—3 years. Risk factors that may be barriers to optimal child and family development are identified early so that services can be tailored to meet the family’s needs.

Enterprise Zone, Cape Place 100 side, Ivy Tech, Bethel 108 and 110, Mt. Vernon #3, and Princeton Ford street

Full day full year provides expansive Head Start services for working families that need full time childcare.

FAMILY ENGAGEMENT CENTER

The CAPE Family Engagement Center assists Head Start families and the community with computer and tutorial services to improve reading/math skills, prepare for a High School Equivalent exam, develop a resume, and further their education.

GIBSON COUNTY
113 W. Broadway Street
Princeton IN 47670
(812) 386-6576

VANDERBURGH COUNTY
401 SE 6th Street, Suite 001
Evansville IN 47713
(812) 425-4241

POSEY COUNTY
1113 Main Street
Mt. Vernon IN 47620
(812) 838-4839



CAPE HEAD START CHILDREN AND FAMILIES SERVED

CAPE Head Start and Early Head Start are funded to provide services to 601 children and families. The funding is provided for 116 Early Head Start children and families and 485 Head Start children and families.

570 Head Start families were served and 168 Early Head Start families were served.



Reviews and Accomplishments

FEDERAL PROGRAM REVIEW

The program was last reviewed in April 2018, with zero deficiencies.

FINANCIAL AUDIT

The Community Action Program of Evansville yearly has an agency-wide audit. The audit for Fiscal year 2019 was completed by Comer Nowling and Associates. There were no findings.

ACCOMPLISHMENTS

In addition to running a successful Head Start and Early Head Start program. CAPE Head Start has retained 100% N.A.E.Y.C.(National Association for the Education of Young Children) accreditation for all operating centers. Also, all sites are Licensed by the State and Path's to Quality Level 4.

During the Program year 19-20, CAPE Head Start and Early Head Start served a total of 570 children and Early Head Start served a total of 168 children. This figure includes children that enrolled and dropped from the program during the program year. According to the Welborn Baptist Foundation, there are 14,527 children under the age of five. CAPE served 17% of these children.

Average monthly enrollment is 100% of our funded enrollment.

A virtual learning environment ended our school year. Our educational technology allowed us to provide virtual learning opportunities through zoom, Facebook, and Facetime time for children and families.



CAPE Head Start Posey County's Video



FAMILY ENGAGEMENT

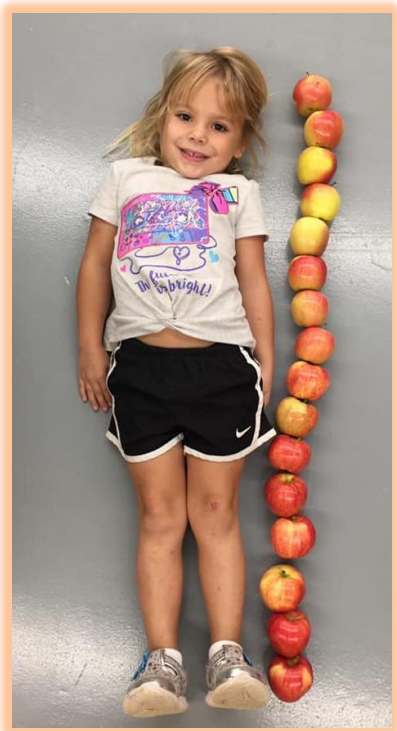
At CAPE Head Start and Early Head Start we believe that parents are the child's first and best teacher. We involve families in many aspects of the program to support this role. Parents are always welcome in the classroom by helping with activities or projects, attending field trips, planning classroom activities with the teachers, and sharing their culture through Family of the Week. Parents along with staff and community members met over the course of 2019-2020 school year to target developmental needs and to discuss ways to improve parent involvement in our Head Start program. Some other activities include:



- Family Bowling
- Annual Winter Wonderland (where each site performed for parents and family)
- Sweetheart Dance in February
- Movie and Popcorn night
- Game Night with Families
- Monthly Parent Committee Meeting
- Policy Council
- Fatherhood Program with different family engagement activities such as: Box Cart, Pumpkin patch, and Arcade Night
- Health Advisory
- Education Advisory
- Classroom volunteers



Category	Physical Exam	Dental Exam	Hearing Screen	Vision Screen
Head Start	392/570	364/570	450/570	452/570
Early Head Start	136/168	136/168	89/168	100/168



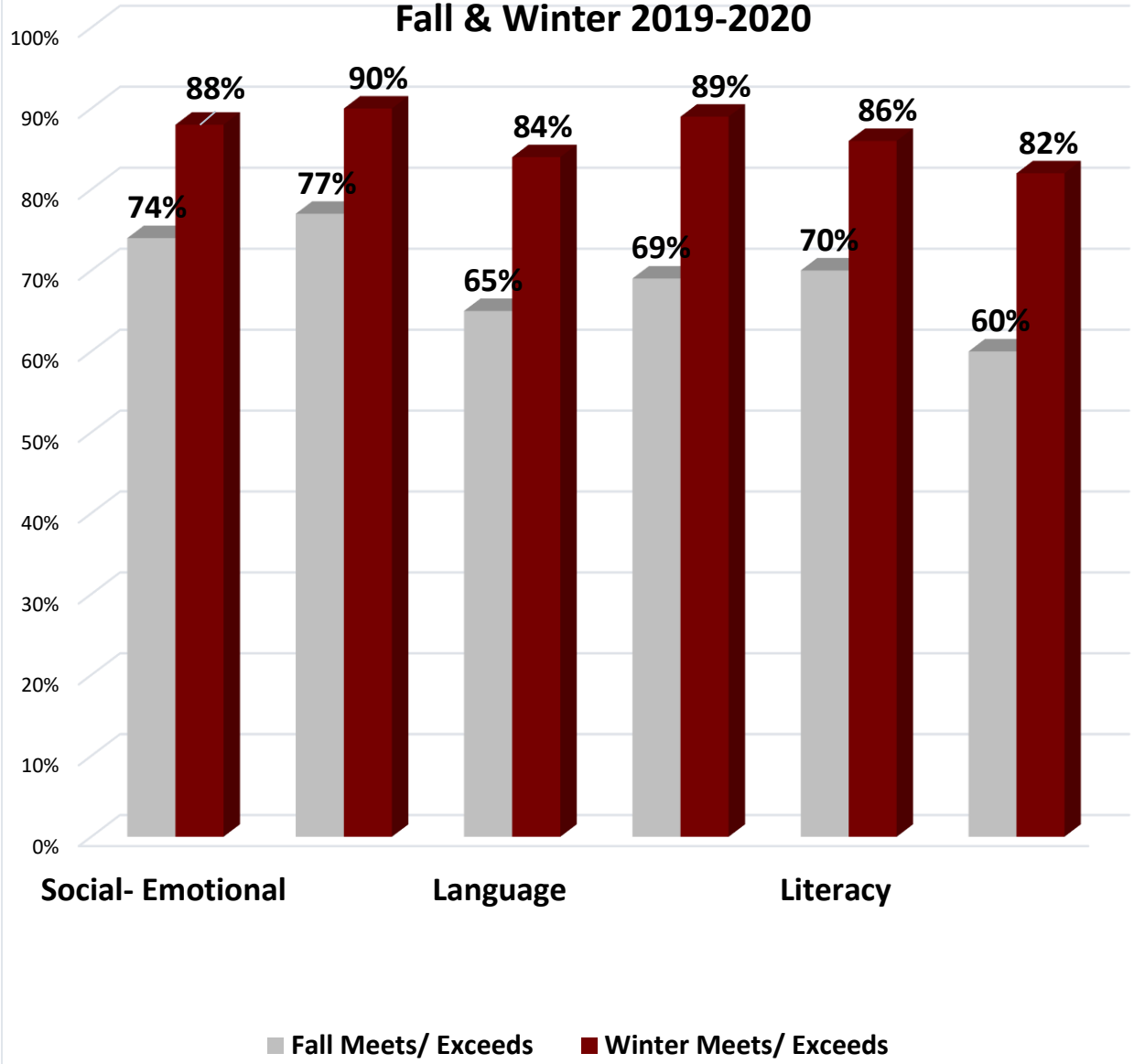
School Readiness Data

In conjunction with staff, parents, community, and local kindergarten teachers CAPE Head Start developed a School Readiness plan. It includes specific skills that the group felt was necessary for children going to kindergarten. CAPE Head Start teachers assessed each child transitioning to kindergarten. This data drives the programs plans for the next school years including materials, staff training and development, and other program changes.

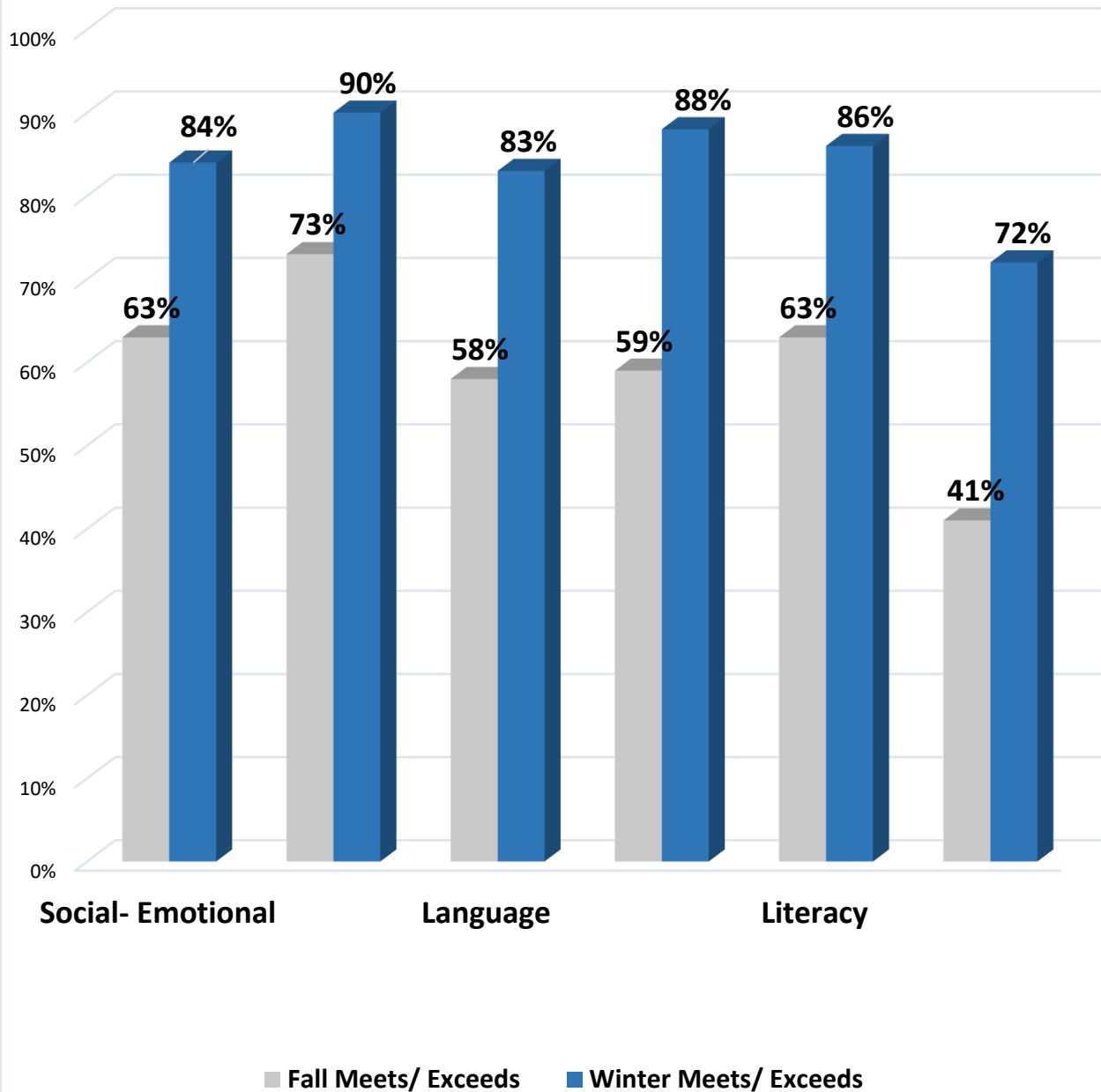


CAPE Children's Services Overall Curriculum Outcomes:

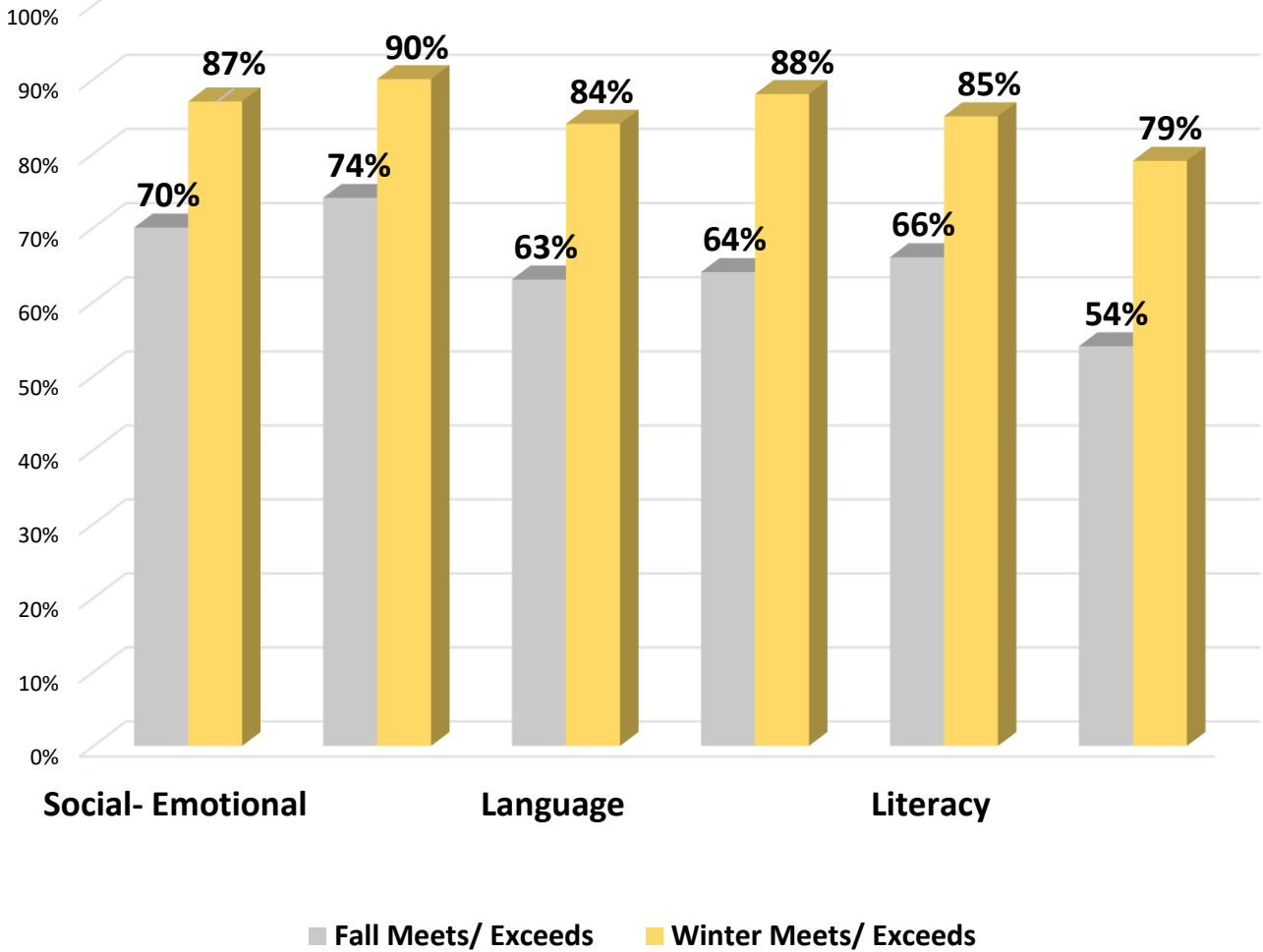
Fall & Winter 2019-2020

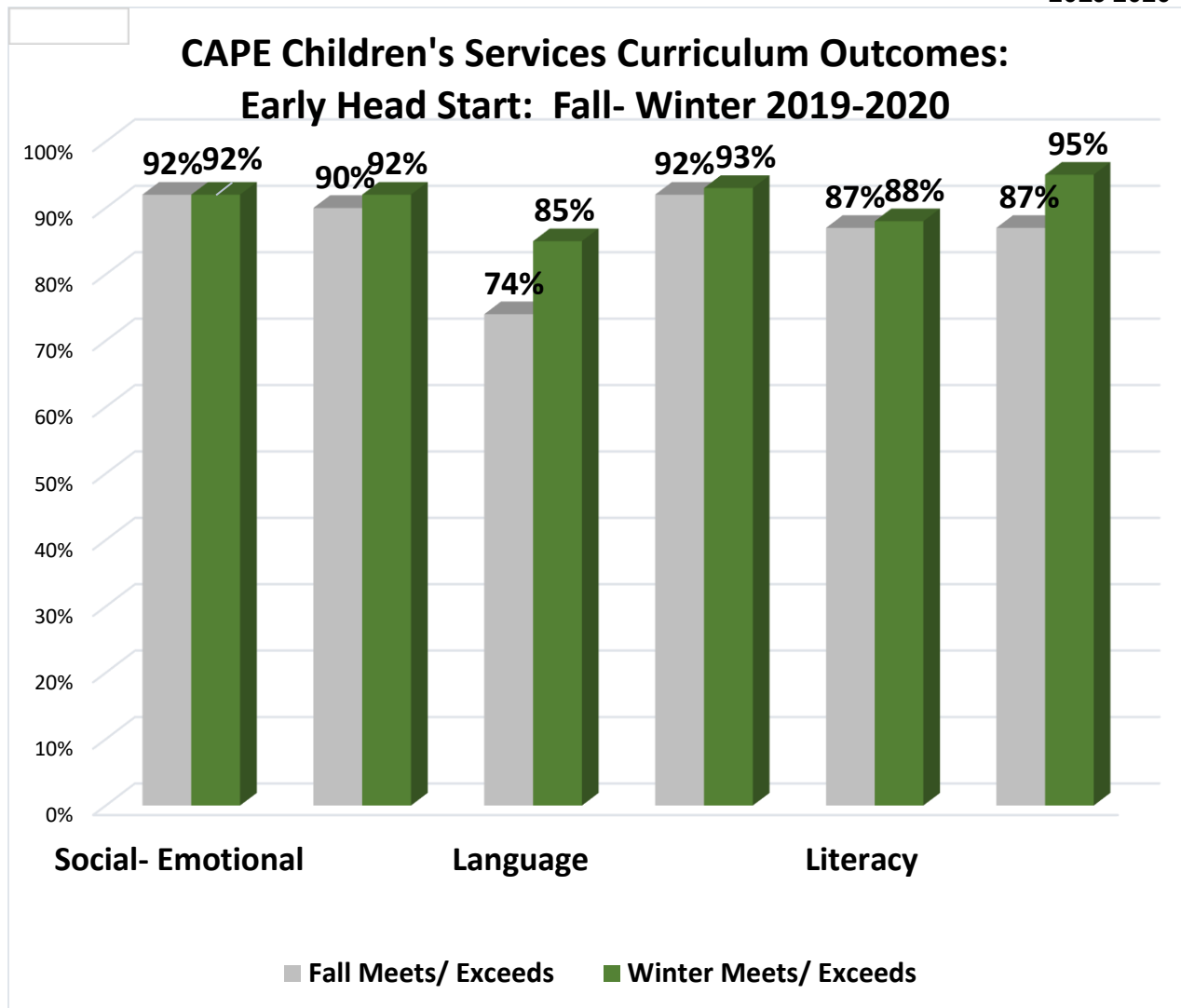


CAPE Children's Services Curriculum Outcomes: Head Start (Pre-K): Fall-Winter 2019-2020



CAPE Children's Services Curriculum Outcomes: Head Start: Fall- Winter 2019-2020





***This year CAPE's child outcomes were different from years before. CAPE could only collect data in the fall and the winter due to COVID-19. Previously, before COVID, CAPE would collect data in the fall, winter, spring and summer.



Early Head Start		
	T&TA	Total
Personnel		1,127,482.18
Space Costs		40,369.83
Communications		11,286.65
Supplies		39,193.51
Contractual Services		24,997.81
Food		9,859.40
Travel	23,457.00	23,457.00
Health Services		0
Equipment		0
Vehicle Expenditures		1,631.14
Liability Insurance		15,447.45
Parent Activities		1,926.37
Printing/Advertising		179.11
In-Kind		215,218.62
Total		1,511,049.07
Head Start		
	T&TA	Total
Personnel		3,634,840.38
Space Costs		225,065.63
Communications		38,454.55
Supplies		172,611.28
Contractual Services		126,963.36
Food		89,084.40
Travel	47,082.00	47,082.00
Health Services		0
Equipment		0
Vehicle Expenditures		52,059.46
Liability Insurance		67,683.32
Parent Activities		4,911.65
Printing/Advertising		1,634.52
In-Kind		586,605.02
Total		5,046,995.57



USDA food service total for 2019-2020 \$261,597.55
 Head Start grant for food service totaled \$98,943.80
 USDA paid \$162,653.75

All services are provided without regard to race, age, color, religion, sex, disability, national origin, ancestry, or status as a veteran.