


Head Start Early Head Start

Annual Report

2020-2021



Board of Directors

Sherolyn Brooks-Jordan, President

Gary Roan – Vice President

Glenda Hampton

Stephen LaPlante

Sylvia Tapp - Secretary

Jermekca Outlaw

Sabrina Stewart-Thomas

Tony Kirkland

Alex Burton

Reese Hamilton

Wallace Corbitt

Vanessa Brown

Mariama Wilson

Regina Jackson

Dana Baldwin

Elaine Burns

Glenda Wilbourn

HEAD START MISSION STATEMENT

Our mission is to provide opportunities for children, families, and staff to realize their goals in safe, nurturing, enriching environments, in partnership with the community.

*Respect for Diversity

*Dedication to Excellence

Sherolyn Brooks-Jordan
Board President

Ms. Alice Weathers
Chief Executive Officer

CAPE Head Start Services



CAPE Head Start provides an early education and comprehensive support program for low-income families with children ages 3—5. Services include health, nutrition, mental health, dental and visual screenings, and developmental and language assessments. Cape also provides support services for children with disabilities and inclusive help for families seeking supportive assistance. Parent participation in their child's education is strongly encouraged and nurtured.

EARLY HEAD START

Early Head Start provides educational and support services to families with children from birth—3 years. Risk factors that may be barriers to optimal child and family development are identified early so that services can be individualized to meet the family's needs.

Our full- day full- year option provides expansive Head Start services for working families that need full time childcare.

FAMILY ENGAGEMENT CENTER

The CAPE Family Engagement Center assists Head Start families and the community with computer and tutorial services to improve reading/math skills, prepare for a High School Equivalent exam, develop a resume, and further their education.

GIBSON COUNTY
113 W. Broadway Street
Princeton IN 47670
(812) 386-6576

VANDERBURGH COUNTY
401 SE 6th Street, Suite 001
Evansville IN 47713
(812) 425-4241

POSEY COUNTY
1113 Main Street
Mt. Vernon IN 47620
(812) 838-4839



CAPE HEAD START CHILDREN AND FAMILIES SERVED

CAPE Head Start and Early Head Start are funded to provide services to 520 children and families. The funding is provided for 116 Early Head Start children and families and 404 Head Start children and families.

435 Head Start families were served and 132 Early Head Start families were served.



Reviews and Accomplishments

FINANCIAL AUDIT

The Community Action Program of Evansville yearly has an agency-wide audit. The audit for Fiscal year 2020 was completed by Comer Nowling and Associates. There were no findings.

ACCOMPLISHMENTS

In addition to running a successful Head Start and Early Head Start program. CAPE Head Start has retained 100% N.A.E.Y.C. (National Association for the Education of Young Children) accreditation for all operating centers. Also, all sites are Licensed by the State and Path's to Quality Level 4.

During the Program year 2020-2021, CAPE Head Start and Early Head Start served a total of 467 children and Early Head Start served a total of 173 children. This figure includes children that enrolled and dropped from the program during the program year. According to the Welborn Baptist Foundation, there are 20,986 children under the age of five in our service area. CAPE served 3.05% of these children.

Average monthly enrollment is 100% of our funded enrollment.

A virtual learning environment extended throughout our school year. Our educational technology allowed us to provide virtual learning opportunities through zoom, Facebook, and Facetime time for children and families. Children were taught virtually when classrooms were closed due to the Pandemic.



Drive Through Pumpkin Patch



Teachers conducted open house virtually this year.



FAMILY ENGAGEMENT

At CAPE Head Start and Early Head Start we believe that parents are the child's first and best teacher. We involve families in many aspects of the program to support this role. Parents are always welcome by helping with activities or projects, planning classroom activities with the teachers, and sharing their culture through Family of the Week. Parents along with staff and community members met over the course of 2020-2021 school year to target developmental needs and to discuss ways to improve parent involvement in our Head Start program. This year CAPE Head Start/Early Head Start became creative to involve parents in the classrooms.

Activities include:


- Annual Winter Wonderland (where each site performed for parents and family) virtually
- Sweetheart Dance in February - Facebook
- Game Night with Families – Facebook live
- Positive family solutions - Facebook
- Policy Council - zoom
- Fatherhood Program with different family engagement activities such as: Outdoor movie night, Pumpkin patch, family feud game show - drive through and virtual
- Health Advisory - zoom
- Education Advisory - zoom
- Classroom volunteers – parents could send items into the classroom



Category	Physical Exam	Dental Exam	Hearing Screen	Vision Screen
Head Start	450/467 96%	392/467 84%	445/467 95%	446/467 95%
Early Head Start	157/173 91%	107/173 62%	126/173 73%	128/173 74%

*Early Head Start includes pregnant mothers

*Children may have attended less than 30 days.

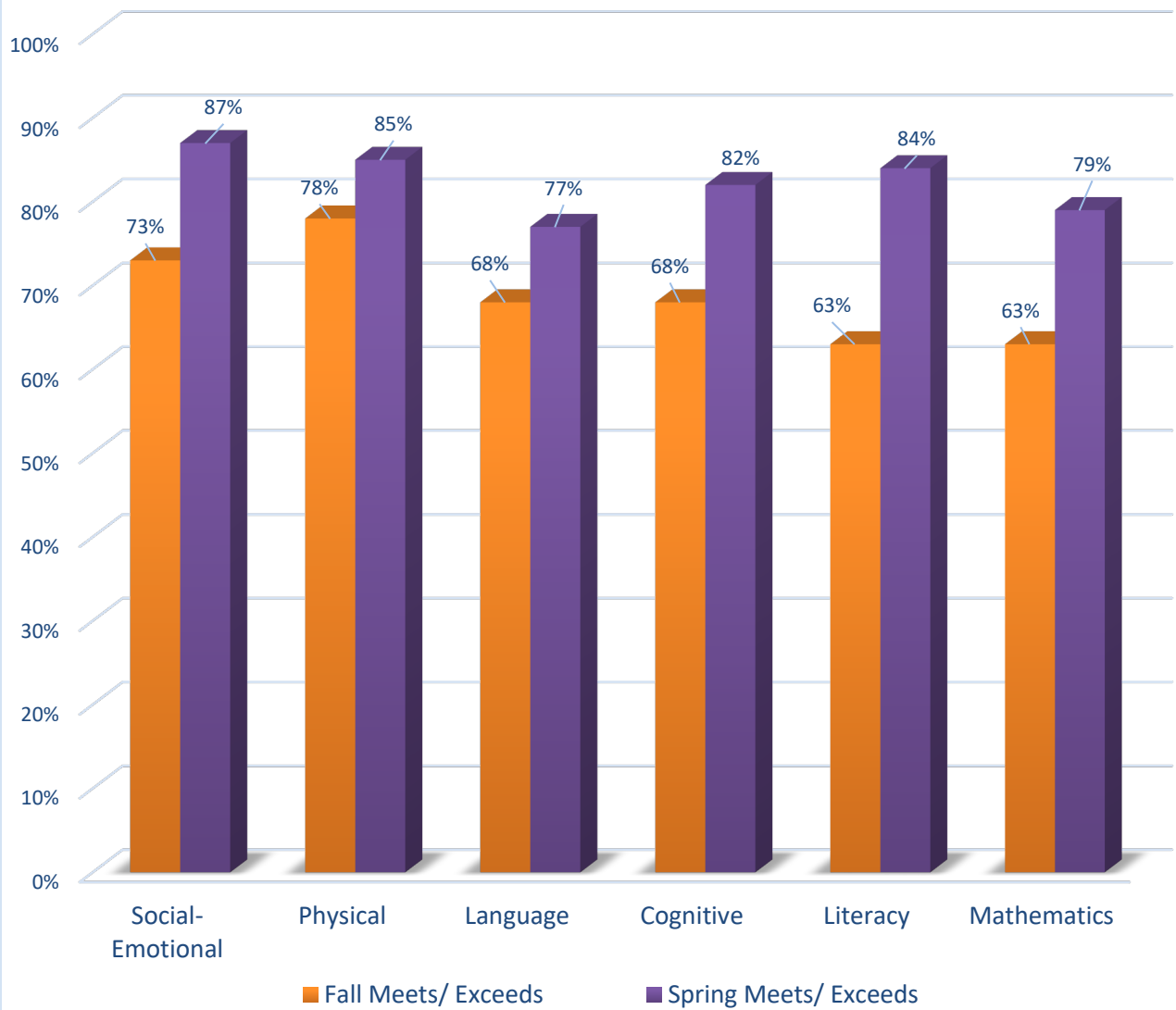


School Readiness Data

In conjunction with staff, parents, community, and local kindergarten teachers CAPE Head Start developed a School Readiness plan. It includes specific skills that the group felt was necessary for children going to kindergarten. CAPE Head Start teachers assessed each child transitioning to kindergarten. This data drives the programs plans for the next school years including materials, staff training and development, and other program changes.



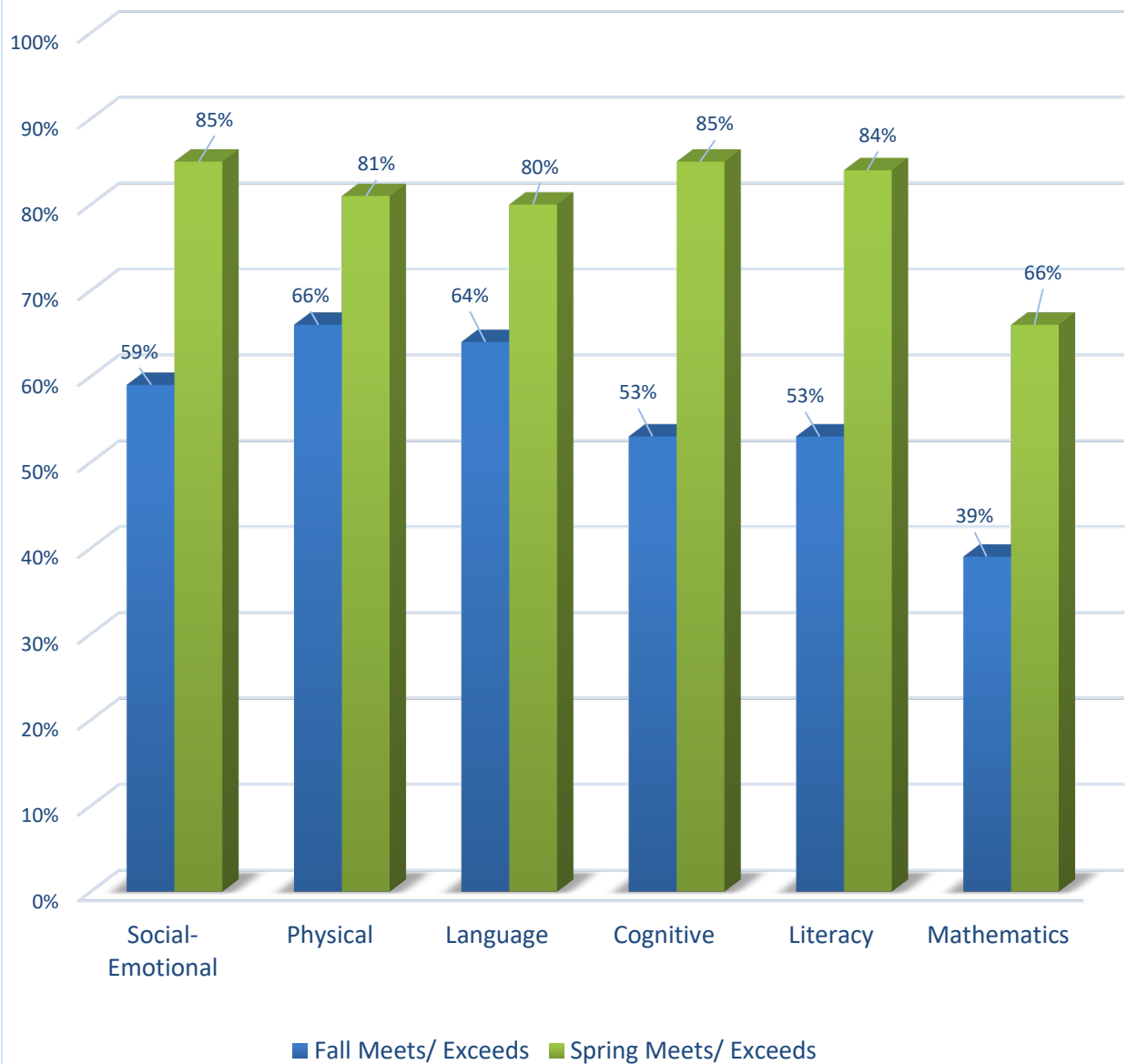
CAPE Children's Services Overall Curriculum Outcomes: 2020-2021 Growth



Fall: October 29, 2020 414 Children

Spring: April 16, 2021 483 Children

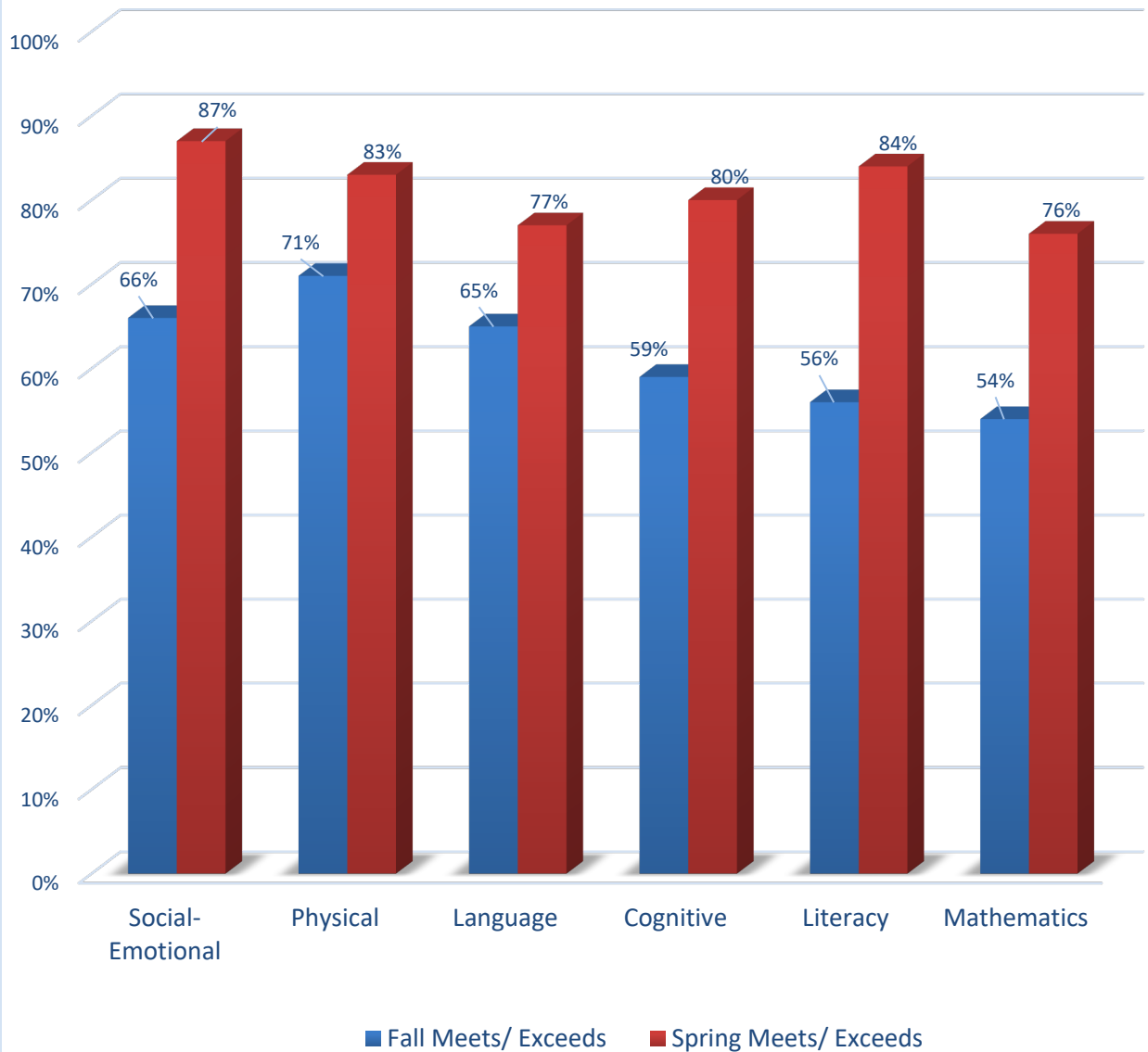
CAPE Children's Services Curriculum Outcomes: Head Start (Pre-K): 2020-2021 Growth



Fall: October 29, 2020 190 Children

Spring: April 16, 2021 203 Children

CAPE Children's Services Curriculum Outcomes: Head Start: 2020-2021 Growth



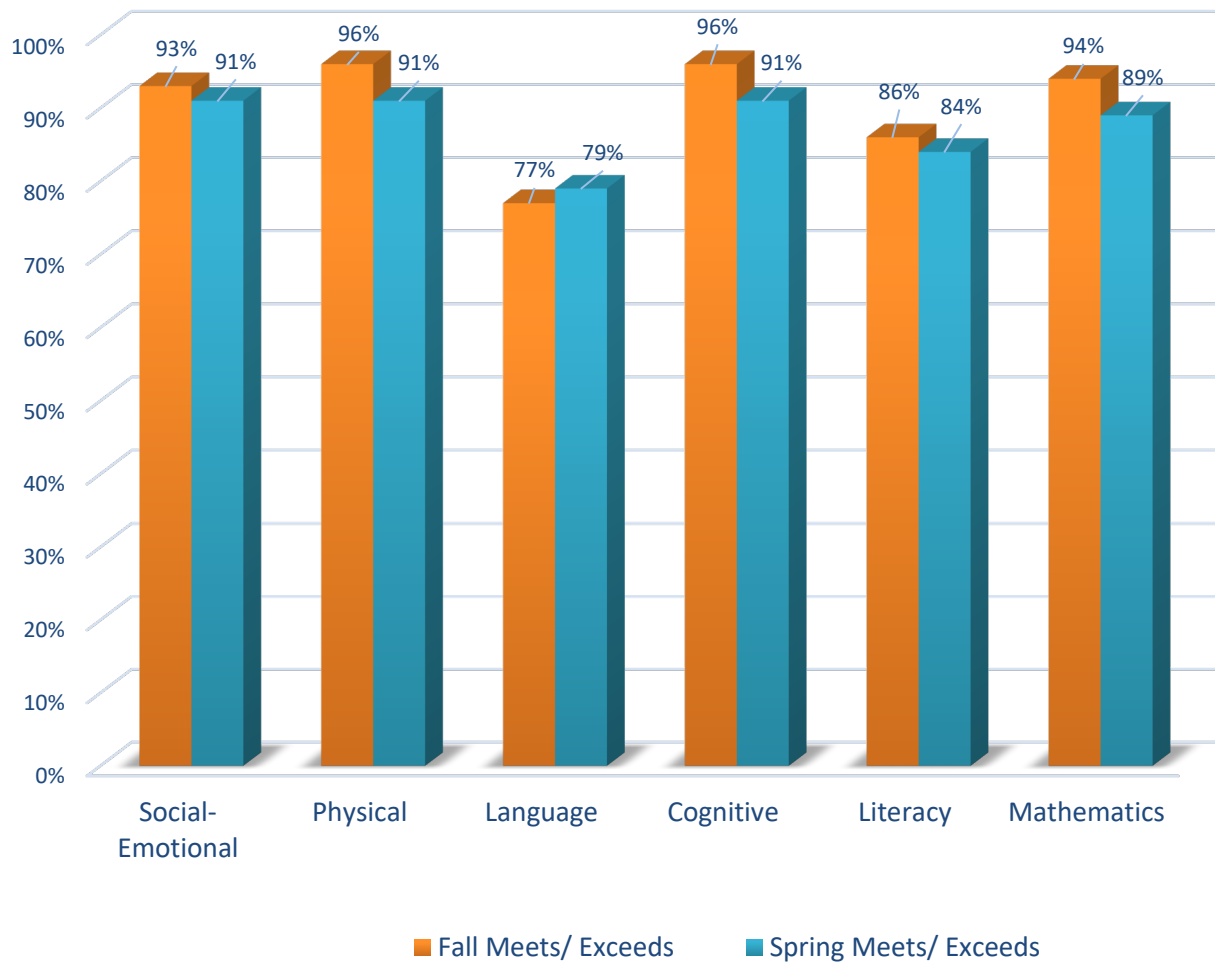
Fall: October 29, 2020

315 Children

Spring: April 16, 2021

365 Children

CAPE Children's Services Curriculum Outcomes: Early Head Start: 2020-2021 Growth




Fall: October 29, 2020 99

Spring: April 16, 2021 116 Children

CAPE collected data in the fall, winter, spring and summer.

Administration for Children and Families Office of Head Start last review was received on 01/13/2021 with no deficiencies.



Annual Report - 2020-21
CAPE HS/EHS

Early Head Start		
	T&TA	Total
Personnel	10,377.78	896,854.09
Space Costs		57,065.40
Communications		15,610.86
Supplies		64,762.79
Contractual Services	6,442.60	56,052.80
Food		502.45
Travel	6,636.62	6,636.62
Health Services		-
Equipment		-
Vehicle Expenditures		1,132.36
Liability Insurance		9,616.02
Parent Activities		625.41
Printing/Advertising		130.20
In-Kind		147,274.63
Total	23,457.00	1,256,263.63

Head Start		
	T&TA	Total
Personnel	5,189.00	4,090,006.39
Space Costs		209,716.33
Communications		45,164.62
Supplies		177,753.46
Contractual Services	39,402.00	178,208.64
Food		99,299.35
Travel	10,271.00	10,271.00
Health Services		-
Equipment		26,482.16
Vehicle Expenditures		56,452.11
Liability Insurance		52,336.64
Parent Activities		363.27
Printing/Advertising		287.03
In-Kind		496,722.55
Total	54,862.00	5,443,063.55

USDA food service total for 2020-2021 \$248,753.40
 Head Start grant for food service totaled \$99,801.80
 USDA paid \$148,951.55

All services are provided without regard to race, age, color, religion, sex, disability, national origin, ancestry, or status as a veteran.