



# Head Start Early Head Start

## Annual Report

### 2021-2022



## HEAD START MISSION STATEMENT

Our mission is to provide opportunities for children, families, and staff to realize their goals in safe, nurturing, enriching environments, in partnership with the community.

\*Respect for Diversity

\*Dedication to Excellence

## Board of Directors

Sherolyn Brooks-Jordan, President

Gary Roan – Vice President

Glenda Hampton

Stephen LaPlante

Sylvia Tapp - Secretary

Jermekca Outlaw

Sabrina Stewart-Thomas

Tony Kirkland

Alex Burton

Reese Hamilton

Wallace Corbitt

Vanessa Brown

Mariama Wilson

Regina Jackson

Dana Baldwin

Elaine Burns

Lekeecha March

Glenda Wilbourn

**Sherolyn Brooks-Jordan**  
**Board President**

**Ms. Alice Weathers**  
**Chief Executive Officer**

## CAPE Head Start Services



CAPE Head Start provides an early education and comprehensive support program for low-income families with children ages 3—5. Services include health, nutrition, mental health, dental, vision screenings, and developmental and language assessments. Cape also provides support services for children with disabilities and inclusive help for families seeking supportive assistance. Parent participation in their child’s education is strongly encouraged and nurtured.

### EARLY HEAD START

Early Head Start provides educational and support services to families with children from birth—3 years. Risk factors that may be barriers to optimal child and family development are identified early so that services can be individualized to meet the family’s needs.

Our full- day full- year option provides expansive Head Start services for working families that need full time childcare.

**GIBSON COUNTY**  
113 W. Broadway Street  
Princeton IN 47670  
(812) 386-6576

**VANDERBURGH COUNTY**  
401 SE 6th Street, Suite 001  
Evansville IN 47713  
(812) 425-4241

**POSEY COUNTY**  
1113 Main Street  
Mt. Vernon IN 47620  
(812) 838-4839



---

## CAPE HEAD START CHILDREN AND FAMILIES SERVED

---

CAPE Head Start and Early Head Start are funded to provide services to 520 children and families. The funding is provided for 116 Early Head Start children and families and 404 Head Start children and families.

402 children and families were served in Head Start and 147 Early Head Start families were served.

\*Number of children served was lower than the funded enrollment in Head Start due to COVID issues



## Reviews and Accomplishments

---

### **FINANCIAL AUDIT**

The Community Action Program of Evansville has an agency-wide audit yearly. The audit for Fiscal year 2021 was completed by Comer Nowling and Associates. There were no findings.

### **ACCOMPLISHMENTS**

In addition to running a successful Head Start and Early Head Start program. CAPE Head Start has retained 100% N.A.E.Y.C. (National Association for the Education of Young Children) accreditation for all operating centers. Also, all sites are Licensed by the State and Path's to Quality Level 4.

\*Owensville is currently waiting on an accreditation visit

During the Program year 2021-2022, CAPE Head Start and Early Head Start served a total of 402 children and Early Head Start served a total of 147 children. This figure includes children that enrolled and dropped from the program during the program year. According to Kid's Count, there are 14,331 children under the age of five in our service area. CAPE served 4% of these children.

---

Average monthly enrollment is 90% of our funded enrollment.

\*The average monthly enrollment is due to teacher shortages and COVID

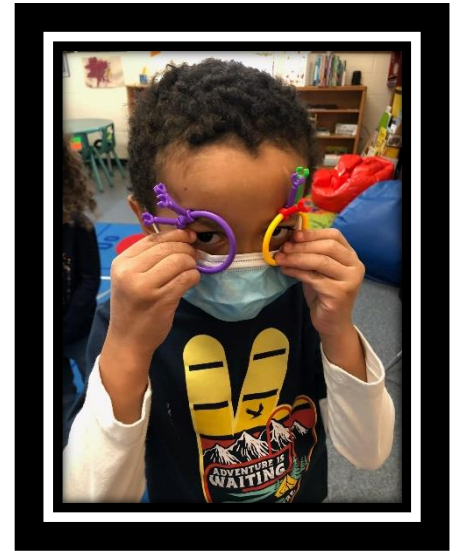
A virtual learning environment extended throughout our school year. Our educational technology allowed us to provide virtual learning opportunities through zoom, Facebook, and Facetime for children and families.



30% of our Head Start families and 27.3% of our Early Head Start families experienced homelessness during the enrollment year.

## FAMILY ENGAGEMENT

At CAPE Head Start and Early Head Start we believe that parents are the child's first and best teacher. We involve families in many aspects of the program to support this role. Parents are always welcome by helping with activities or projects, planning classroom activities with the teachers, and sharing their culture through Family of the Week. Parents along with staff and community members met over the course of 2021-2022 school year to target developmental needs and to discuss ways to improve parent involvement in our Head Start program. This year CAPE Head Start/Early Head Start became creative to involve parents in the classrooms. Activities include:



- Annual Winter Wonderland (where each site performed for parents and family) virtually and in person
- Sweetheart Dance in February - Facebook
- Game Night with Families – Facebook live Posey County
- Turkey Drive through and healthy recipes
- Positive family solutions - Facebook
- Policy Council – zoom and in person
- Fatherhood Program with different family engagement activities such as: Outdoor movie night, Pumpkin patch, family feud game show - drive through and virtual
- Health Advisory - zoom
- Education Advisory - zoom
- Classroom volunteers – parents could volunteer in the classroom beginning in May 2022





\*Early Head Start includes pregnant mothers

Category	Physical Exam	Dental Exam	Hearing Screen	Vision Screen
Head Start	386/402 96%	191/393	379/402 94%	384/402 96%
Early Head Start	145/158 91%	29/158 18%	118/158 75%	121/158 77%



\*Children may have attended less than 30 days.

\*Early Head Start dental exam total counts pregnant mothers and 6-month dental exams not part of child's physical exam

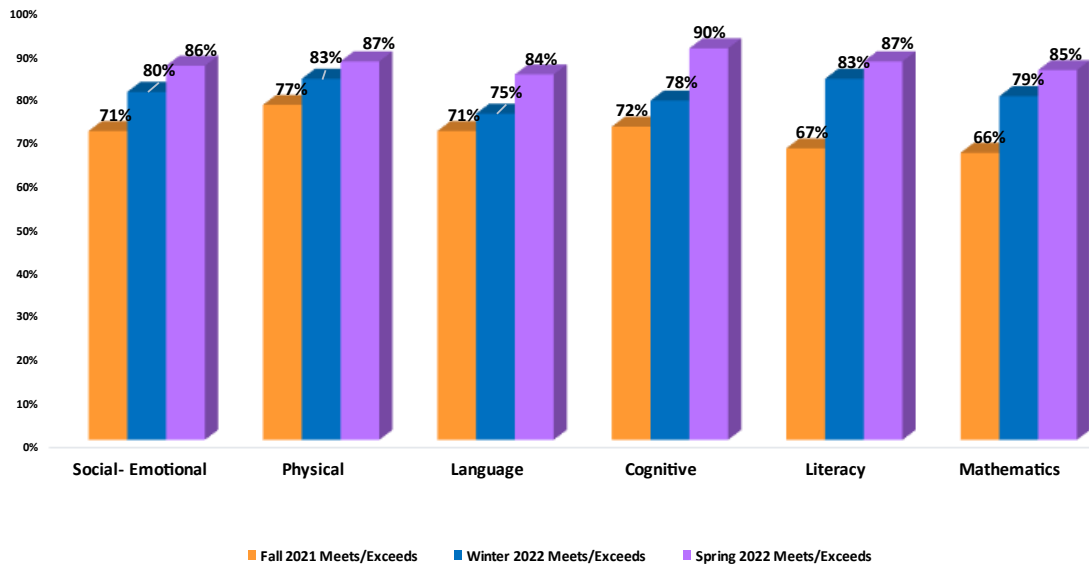


## School Readiness Data

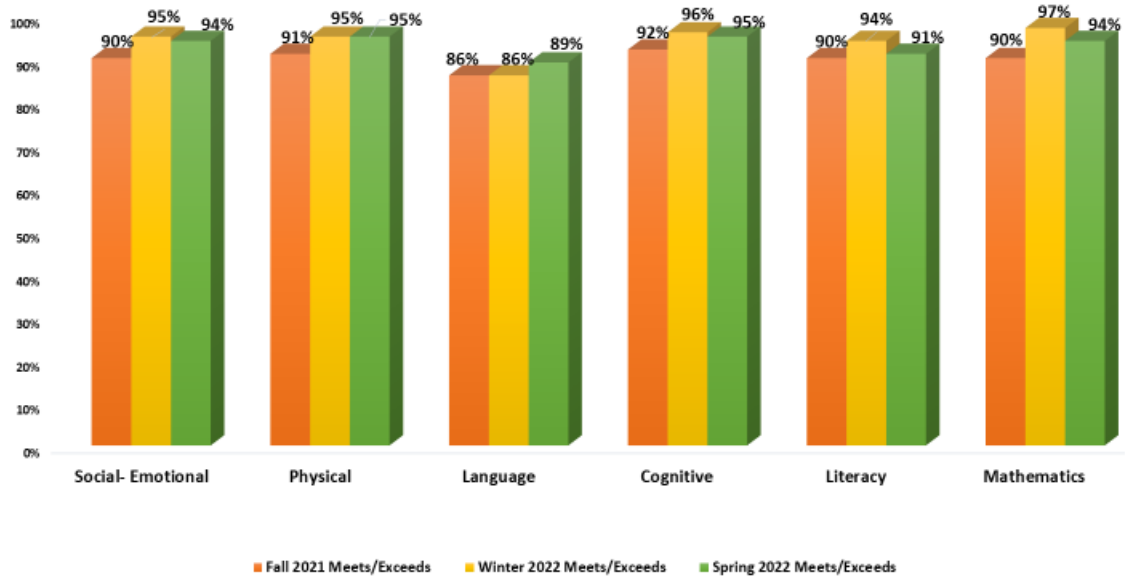
In conjunction with staff, parents, community, and local kindergarten teachers CAPE Head Start developed a School Readiness plan. It includes specific skills that the group felt was necessary for children going to kindergarten. CAPE Head Start teachers assessed each child transitioning to kindergarten. This data drives the program plans for the following school years including materials, staff training and development, and other program changes.



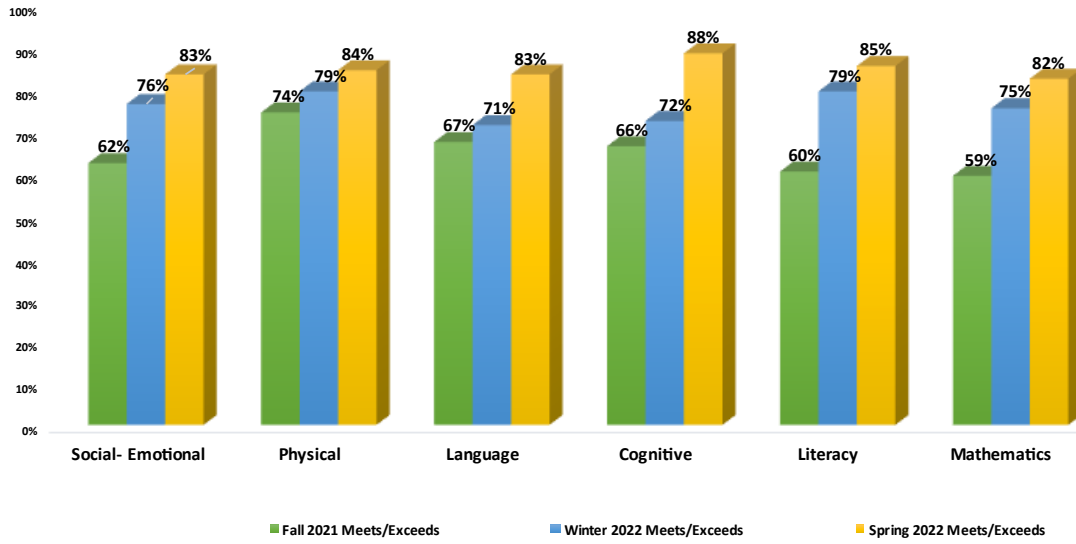
CAPE Children's Services *Overall* Curriculum Outcomes:  
2021-2022 Program Year: 455 Children



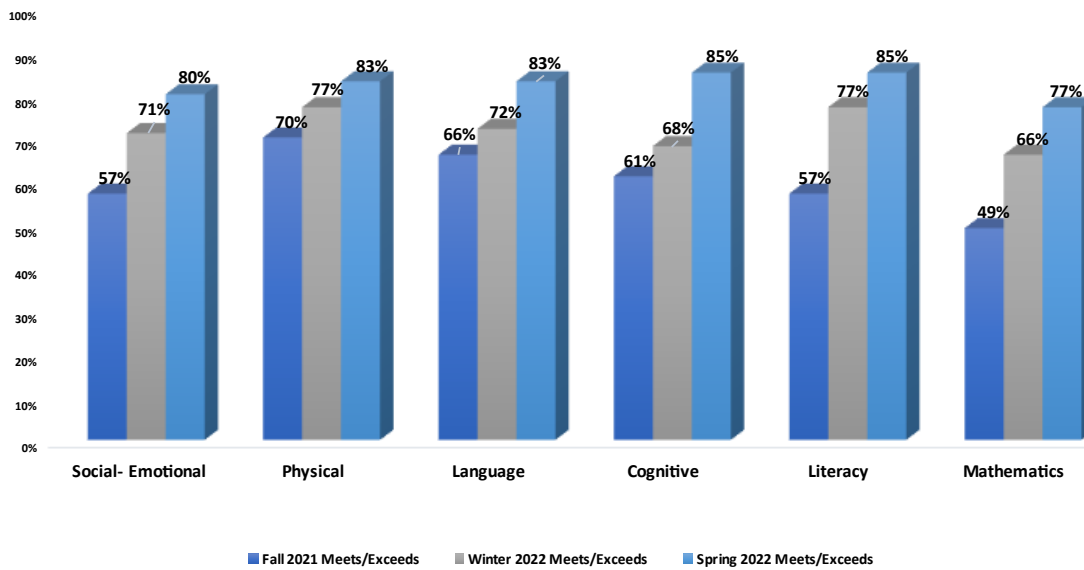
CAPE Children's Services *Early Head Start* Curriculum Outcomes:  
2021-2022 Program Year: 110 Children



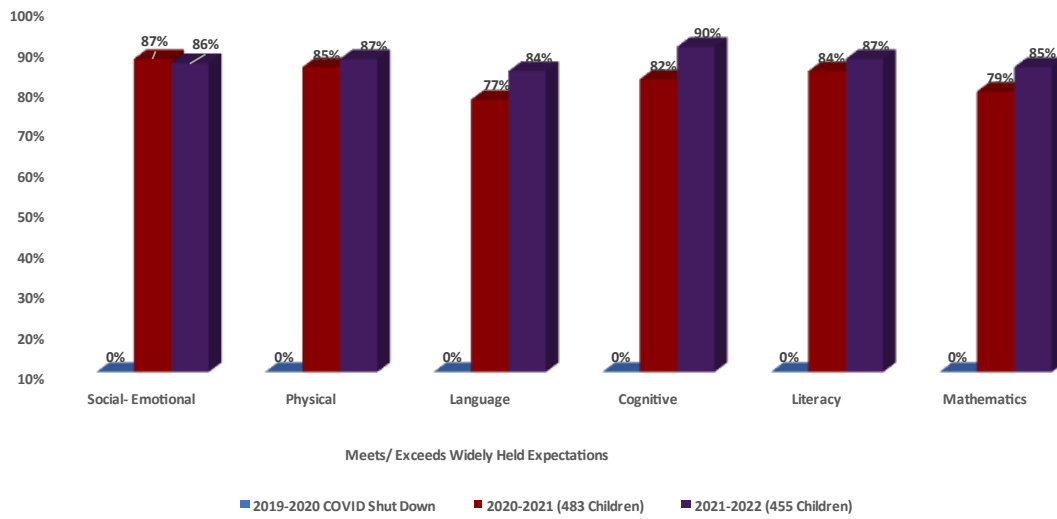
CAPE Children's Services Head Start Curriculum Outcomes:  
2021-2022 Program Year: 345 Children



CAPE Children's Services Head Start (Pre-K) Curriculum Outcomes:  
2021-2022 Program Year: 191 Children



CAPE Children's Services Curriculum Outcomes:  
**Program Overall**  
Spring 3 Year Comparison



CAPE collected data in the fall, winter, spring and summer.



Administration for Children and Families Office of Head Start last review was received on 01/13/2021 with no deficiencies.

Annual Report – 2021-2022

<b>EARLY HEAD START</b>	<b>T&amp;TA</b>	<b>TOTAL</b>
PERSONNEL	15,987.31	899,063.40
SPACE COSTS		83,919.31
COMMUNICATIONS		16,673.20
SUPPLIES	319.75	25,325.40
CONTRACTUAL SERVICES		36,350.57
FOOD		
TRAVEL	7,149.94	5,489.01
HEALTH SERVICES		
EQUIPMENT		
VEHICLE EXPENDITURES		925.94
LIABILITY INSURANCE		26,671.06
PARENT ACTIVITIES		1,895.71
PRINTING/ADVERTISING		169.40
IN KIND		
	23,457.00	1,096,483.00

<b>HEAD START</b>	<b>T&amp;TA</b>	<b>TOTAL</b>
PERSONNEL	8,980.80	4,013,098.07
SPACE COSTS	169.99	430,046.37
COMMUNICATIONS		48,508.69
SUPPLIES	1,279.01	119,577.01
CONTRACTUAL SERVICES	1,196.80	105,016.37
FOOD		99,962.09
TRAVEL	43,235.40	
HEALTH SERVICES		
EQUIPMENT		
VEHICLE EXPENDITURES		72,573.46
LIABILITY INSURANCE		103,087.65
PARENT ACTIVITIES		6,835.67
PRINTING/ADVERTISING		1,393.62
IN KIND		357,727.54
	54,862.00	5,357,826.54

<b>USDA FOOD SERVICES</b>	<b>\$ 427,369.53</b>	<b>Program ends Sept. 30, 2022</b>
---------------------------	----------------------	------------------------------------

All services are provided without regard to race, age, color, religion, sex, disability, national origin, ancestry, or status as a veteran.