



Helping People. Changing Lives.

**community
Action**®

Program of Evansville



Head Start / Early Head Start

Annual Report

2022-2023



Board of Directors

Sherolyn Brooks-Jordan,
President

Sylvia Tapp, Vice President

LeKeecha March, Secretary

Glenda Hampton, Education
Expertise

Stephen LaPlante, Legal
Expertise

Emily Parker

Jamie Hermann

Joe Gries

Jessica Wright

Karen Ragland

Melissa Miller

Reese Hamilton

Ruby McGlown

Wallace Corbitt

William Cannon

HEAD START MISSION STATEMENT

Our mission is to provide opportunities for children, families, and staff to realize their goals in a safe, nurturing, enriching, environments, in partnership with the community.

- Respect for Diversity
- Dedication to Excellence

Mr. Gary Roan
Chief Executive Officer



CAPE Head Start / Early Head Start Services



CAPE Head Start provides an early education and comprehensive support program for low-income families with children ages 3—5. Services include health, nutrition, mental health, dental, vision screenings, and developmental and language assessments. Cape also provides support services for children with disabilities and inclusive help for families seeking supportive assistance. Parent participation in their child's education is strongly encouraged and nurtured.

Early Head Start

Early Head Start provides educational and support services to families with children from birth to 3 years. Risk factors that may be barriers to optimal child and family development are identified early so that services can be individualized to meet the family's needs.

Our full- day full- year option provides expansive Head Start services for working families that need full time childcare.



Gibson County

402 N. Ford Street
Princeton, IN 47670
(812)385-8305

Vanderburgh County

401 S.E. 6th Street Suite 001
Evansville, IN 47713
(812)425-4241

Posey County

1113 Main Street
Mt. Vernon, IN 47620
(812)838-4839



CAPE Head Start Children and Families Served

CAPE Head Start and Early Head Start are funded to provide services to 520 children and families. The funding is provided for 116 Early Head Start children and families and 404 Head Start children and families.

368 children and families were served in Head Start and 134 Early Head Start families were served. 13 Pregnant women. According to Kid's Count, there are 14,331 children under the age of five in our service area. CAPE served 3.5% of these children. The average monthly enrollment is 82% of our funded enrollment.

24/339 (7.07%) of our Head Start families and 10/116 (8.62%) of our Early Head Start families experienced homelessness during the enrollment year.

*The number of children served was lower than the funded enrollment in Head Start due to teacher shortages



Reviews and Accomplishments

Financial Audit

The Community Action Program of Evansville has an agency-wide annual audit. The audit for fiscal year 2022 was completed by Comer Nowling and Associates. There were no findings.

Administration for Children and Families Office of Head Start last review was received on 01/13/2021 with no deficiencies.

Accomplishments

In addition to running a successful Head Start and Early Head Start program, CAPE Head Start has retained 100% N.A.E.Y.C. (National Association for the Education of Young Children) accreditation for all operating centers. Also, all sites are Licensed by the State and Path's to Quality Level 4.

Family Engagement

At CAPE Head Start and Early Head Start, we believe that parents are the child's first and best teacher. We involve families in many aspects of the program to support this role. Parents are always welcome by helping with activities or projects, planning classroom activities with the teachers, and sharing their culture through Family of the Week. Parents along with staff and community members met over the course of 2022-2023 school year to target developmental needs and to discuss ways to improve parent involvement in our Head Start program. This year CAPE Head Start/Early Head Start became creative to involve parents in the classrooms.

Activities include:

- Annual Winter Wonderland (where each site is performed for parents and family)
- Sweetheart Dance in February
- Game Night with Families
- Turkey Drive through gift certificate and healthy recipes
- Positive family solutions
- Policy Council
- Lil' Rexing Farm
- Fatherhood Program with different family engagement activities such as Outdoor movie night, Pumpkin patch, family feud game show, box car parade, and ice cream social
- End of the year picnic at the park
- Health Advisory
- Education Advisory
- Classroom volunteers



Category	Physical Exam	Dental Exam	Hearing Screen	Vision Screen
Head Start	265/278 95%	157/278 56%	271/278 97%	270/278 97%
Early Head Start	104/114 91%	73/114 64%	93/114 82%	95/114 83%

- * Early Head Start includes pregnant mothers
- * Children who were enrolled at least may have attended for less than 30 days.
- * Early Head Start dental exam total counts pregnant mothers and 6-month dental exams not part of child's physical exam



School Readiness Data

In conjunction with staff, parents, community, and local kindergarten teachers CAPE Head Start developed a School Readiness plan. It includes specific skills that the group felt were necessary for children going to kindergarten. CAPE Head Start teachers assessed each child transitioning to kindergarten. This data drives the program plans for the following school years including materials, staff training and development, and other program changes.



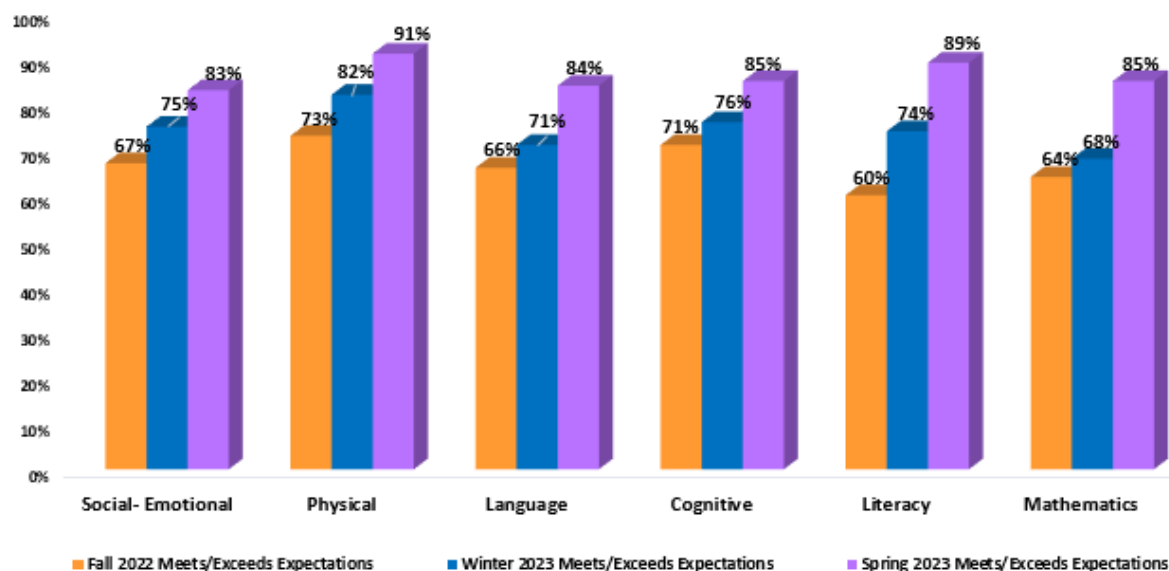
Child Outcomes

Teaching Strategies GOLD is a seamless system for assessing children from birth through kindergarten. Extensive field tests have shown it to be both valid and reliable. Available online and in print, the system can be used with any developmentally appropriate early childhood curriculum. Grounded in 38 research-based objectives that include predictors of school success and are aligned with the Common Core State Standards, state early learning guidelines, and the Head Start Child Development and Early Learning Framework, Teaching Strategies GOLD truly helps teachers focus on what matters most for school readiness.

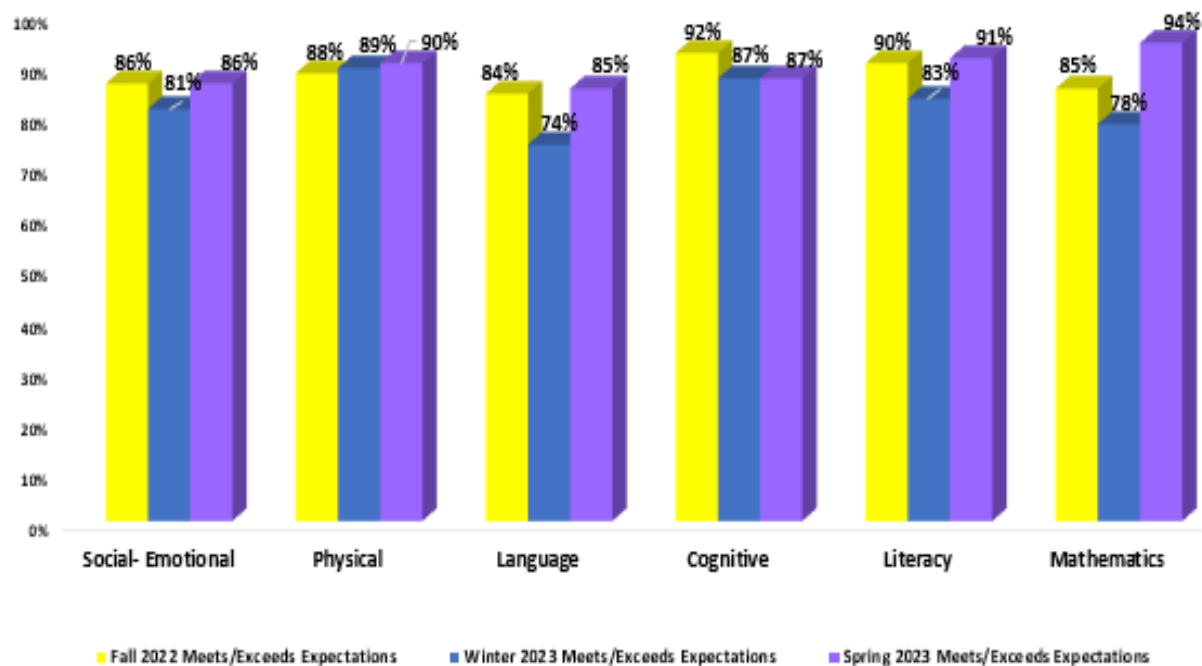
CAPE collected data in the fall, winter, spring, and summer.



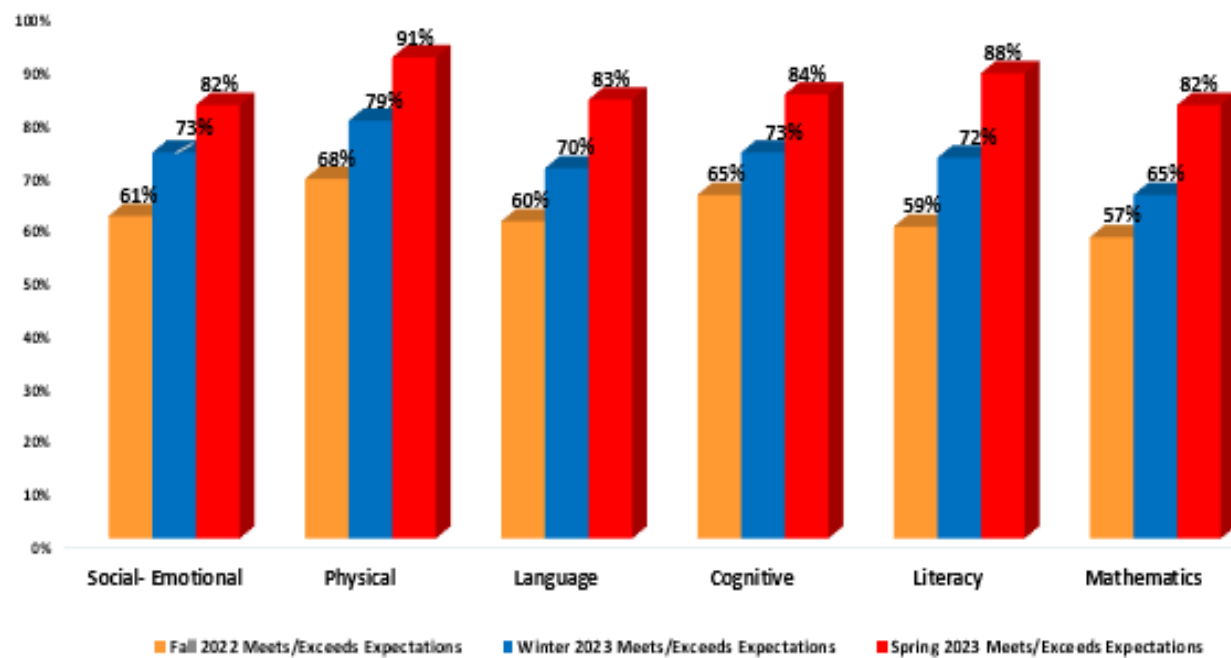
CAPE Children's Services Overall Curriculum Outcomes:
2022-2023 Program Year



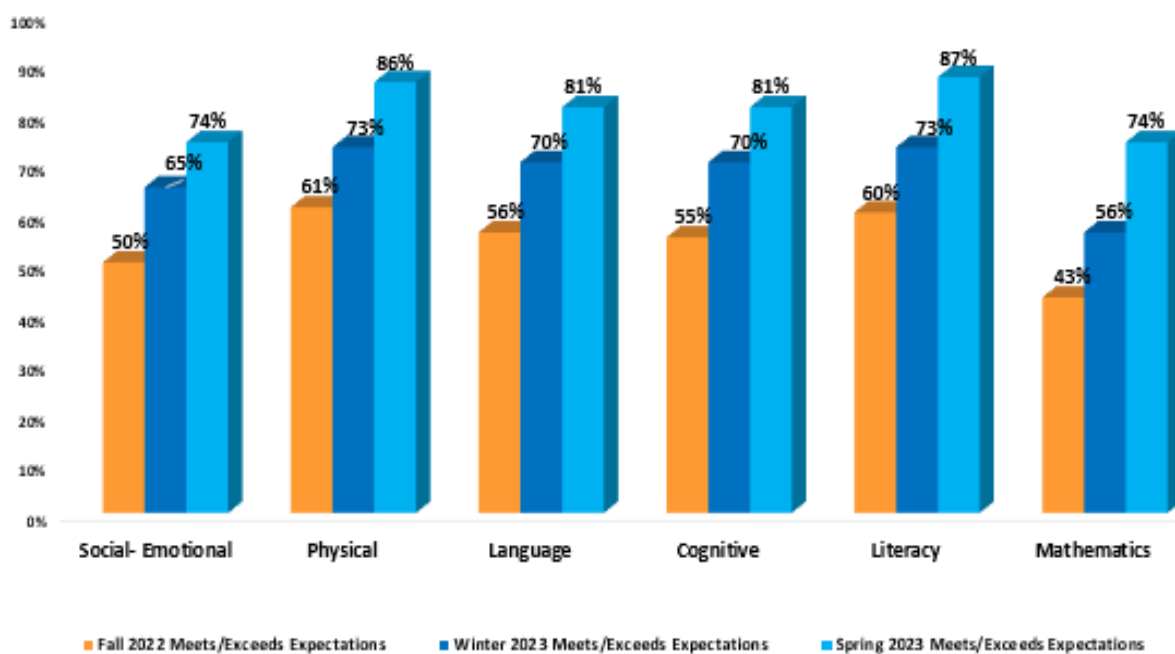
CAPE Children's Services Early Head Start Curriculum Outcomes:
2022-2023 Program Year



CAPE Children's Services Head Start Curriculum Outcomes:
2022-2023 Program Year



CAPE Children's Services Head Start (Pre-K) Curriculum Outcomes:
2022-2023 Program Year



CLASS (Classroom Assessment and Scoring System)

CLASS provides Head Start programs with a method for focusing, measuring, and improving meaningful interactions. Through the proven power of interactions, we can give every child the opportunity to experience life-changing teaching and reach their full potential.

During the 2022-2023 school year, CAPE Head Start retained ten CLASS reliable observers. These observers completed two rounds of observations in each classroom, using a rating scale of 1(low) and -7 (high). However, Negative Climate is scored in the opposite direction, as higher negativity indicates lower quality.

9/25/2023
3:38 PM



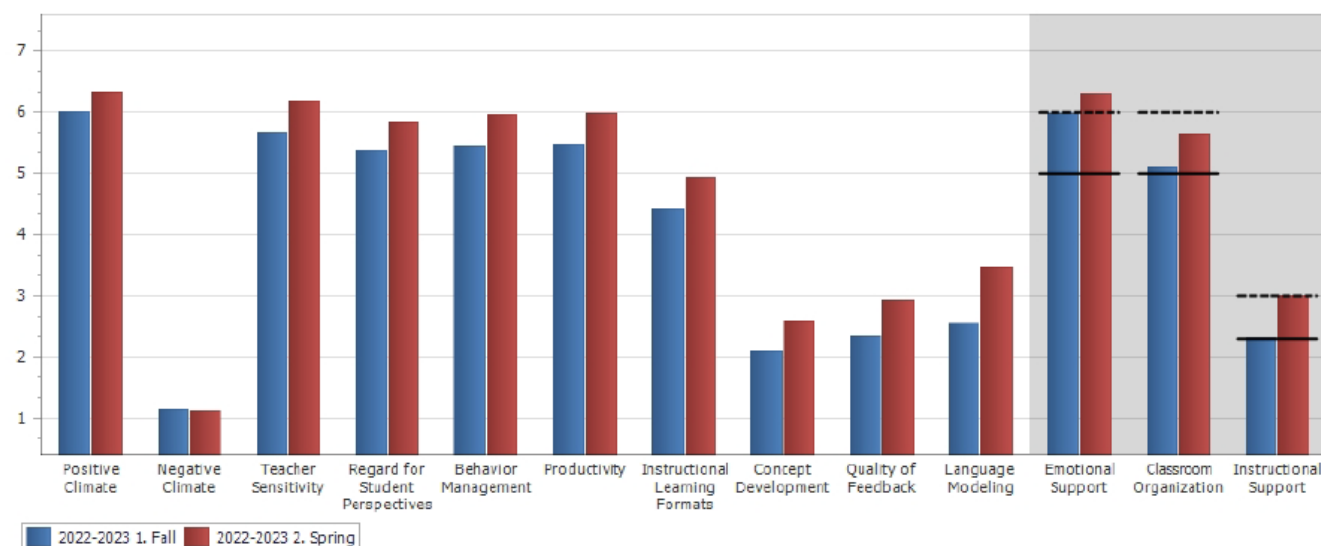
Community Action Program Evansville

5630 - Pre-K CLASS® Average Score Charts
Observation Periods: 2022-2023 2. Spring, 2022-2023 1. Fall

Page 1 of 1
bwalker

Community Action Program Evansville

Quality Thresholds - - - -
Re-competition Level - - - -



	PC	NC	TS	RSP	BM	PD	ILF	CD	QF	LM	ES	CO	IS
2022-2023 1. Fall	6.01	1.12	5.67	5.36	5.43	5.46	4.41	2.08	2.33	2.55	5.98	5.1	2.32
2022-2023 2. Spring	6.32	1.1	6.19	5.82	5.97	5.99	4.94	2.58	2.93	3.46	6.31	5.64	2.99

Classroom Assessment Scoring System® and CLASS® are registered trademarks of Teachstone Training, LLC ("Teachstone"), 675 Peter Jefferson Parkway, Suite 400, Charlottesville, VA 22911, <http://teachstone.com>. Teachstone is the copyright owner of the Pre-K CLASS® Manual and Pre-K - 3 Score Sheet by Robert Pianta, Karen La Paro, and Bridget Hamre, and these materials are used with Teachstone's permission.

© ChildPlus

Annual Budget Report 2022-2023

EARLY HEAD START	T&TA	TOTAL
PERSONNEL	14,962.56	893,506.62
SPACE COSTS		75,629.37
COMMUNICATIONS		16,595.46
SUPPLIES		24,423.81
CONTRACTUAL SERVICES		59,900.29
FOOD		
TRAVEL	8,494.44	17,975.94
HEALTH SERVICES		
EQUIPMENT		
VEHICLE EXPENDITURES		6104.44
LIABILITY INSURANCE		57,738.53
PARENT ACTIVITIES		2,132.47
PRINTING/ADVERTISING		157.07
IN KIND		
	23,457.00	1,154,164.00

HEAD START	T&TA	TOTAL
PERSONNEL	9,758.10	4,125,369.69
SPACE COSTS		378,846.09
COMMUNICATIONS		59,267.39
SUPPLIES		261,409.08
CONTRACTUAL SERVICES		269,062.09
FOOD		3,967.95
TRAVEL	45,103.90	40,755.99
HEALTH SERVICES		
EQUIPMENT		
VEHICLE EXPENDITURES		38,838.41
LIABILITY INSURANCE		121,293.03
PARENT ACTIVITIES		5,653.21
PRINTING/ADVERTISING		1,843.07
IN KIND		
	54,862.00	5,306,306.00

USDA FOOD SERVICES	382,336.53	Program ends Sept. 30, 2022
--------------------	------------	-----------------------------

Child Development Revenues	867,788.40	Program ends Sept. 30, 2022
Child Development Expenses	507,488.89	Program ends Sept. 30, 2022

All services are provided without regard to race, age, color, religion, sex, disability, national origin, ancestry, or status as a veteran.